



Colder Products Company

Quick Couplings & Fittings for Plastic Tubing

C
L
E
A
N
E
R
F
A
S
T
E
R
S
A
F
E
R
S
M
A
R
T
E
R



Make the Right Connection
Connect with Colder.

Couplings and Fittings For Plastic Tubing

Colder Products Company has been designing and manufacturing quick disconnect couplings, fittings and connectors since 1978. Our broad range of products can be found in thousands of applications across many life sciences and specialty industrial markets. Used in a wide range of products, machinery, devices and processes, Colder's innovative coupling and connection technologies allow flexible tubing to be quickly and safely connected and disconnected. To meet the needs of such a diverse range of markets and applications, Colder offers more than 10,000 standard and custom-designed products. The robust and easy-to-use design of Colder's quick disconnect couplings and fittings provides reliable, secure and leak-free connections for fluid and air management.

Where To Buy

Find your local distributor by visiting www.colder.com or call Colder's Customer Service at 1-800-444-2474 or 651-645-0091. You can also send an e-mail to info@colder.com.

Quality

Quality is a key component of Colder's success. Colder is ISO 9001:2008 and ISO 13485:2003 certified and our cleanroom is certified to ISO Class 7 certification standards.

New Products

Exciting additions to Colder's product offering include:

- SnapQuik® Connectors Page 22
- AseptiQuik® S Connectors Page 84
- AseptiQuik® X Connectors Page 90
- AseptiQuik® STC Connectors Page 96
- ScrewThread Connectors Page 133

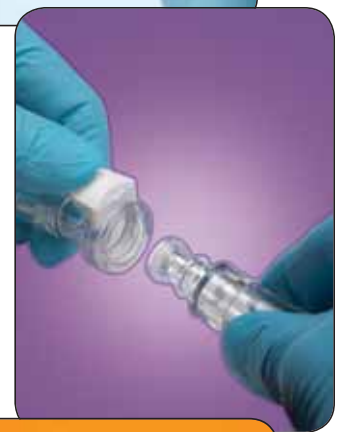


Our Capabilities

Colder's proprietary, engineered solutions improve the overall functionality and design of the products and processes in which they are used. Special product features include built-in shutoff valves to prevent fluid spills and an easy-to-use, push-button thumb latch for quick connecting and disconnecting. In addition, IdentiQuik® Smart Couplings integrate RFID (Radio Frequency Identification) to automatically exchange product data at the exact time and location of connection. For users of Colder's advanced coupling technologies the result is cleaner, faster, safer and smarter fluid management. Specific applications for Colder couplings include:

Life Sciences

- Colder's products are used across a broad range of medical devices and equipment, including surgical, dialysis, blood pressure monitoring, patient therapy devices, and in vitro diagnostics. A de facto standard in several applications, Colder connectors improve patient safety, prevent misconnections and increase the overall usability and effectiveness of medical devices. Medical device OEMs around the world choose Colder connectors because of our proven performance in the operating room, the life science lab, and the home healthcare setting.
- Colder is the leader in single-use connection technology for bioprocessing applications, offering a wide variety of solutions including sterile connect and sterile disconnect. Our innovative designs offer the flexibility to easily combine multiple components and systems including process containers, tubing manifolds, transfer lines, bioreactors and other bioprocess equipment. Colder's robust connectors maintain media sterility and integrity while improving production yields, reducing costs and decreasing time to market for biopharmaceutical manufacturers. Specialty connectors also enable sterile connect and disconnect scenarios in non-sterile environments.



Specialty Industrial

- Colder's couplings and fittings are installed in thousands of product applications. Our broad offering appeals to product manufacturers in a wide range of industrial and consumer-based markets, including analytical instrumentation, printing and ink management, engine systems, biohazard detection equipment, electronic cooling and portable hydration systems.


Chemical Handling

- Colder's extensive options for chemically resistant quick disconnect couplings and chemical dispensing systems provide non-spill operation and improve the safety of chemical management environments. Applications include semiconductor and pharmaceutical manufacturing as well as pump, filter and de-ionized water connections.
- Closed-loop dispensing systems enable fast, easy and economic chemical extraction from drums, IBCs and jerry cans. These systems increase workplace safety and protect workers and the environment from hazardous leaks and spills.
- Colder's fitments, closures and couplings for bag-in-box and rigid containers are found in many industrial applications such as cleaning, soap and detergent dispensing and bulk ink management as well as consumer applications, for instance, condiments dispensing. They also are commonly used in high purity applications such as semiconductor, LCD, solar and pharmaceutical chemical management.



Engineered Solutions Worldwide

Colder's success is grounded in its expertise in research and development and application engineering. Colder has local engineering support in the United States, Europe and Asia. Many of Colder's standard couplings and fittings began as custom engineered solutions that found broader use in applicable markets. To date, Colder has produced over 10,000 custom and standard products to meet the fluid handling challenges of various industries worldwide. With our test lab, prototype equipment and modeling capabilities we provide our customers world class product design and development support. Our worldwide distribution network enables global manufacturers to consolidate vendors without losing the advantage of local delivery. Colder's connectivity solutions are the preferred choice of engineers worldwide.



Call toll free 1-800-444-2474 or visit us at www.colder.com

Copyright © 2012 by Colder Products Company. All rights reserved. Colder Products Company, Colder Products and CPC are registered trademarks with the US Patent & Trademark Office.

Visit us online for interactive web tools

www.colder.com



www.colder.com/Bio



www.colder.com/DrumQuik



www.colder.com/FitQuik



www.colder.com/BPcuffs



Also on the web

- Part Specifier
- Chemical Compatibility
- Ask Our Engineers
- CAD Models
- Watch Product Videos



**BUY
ONLINE!**


Colder.com

Quick Disconnect Couplings and Connectors.

Colder.com/FitQuik

Your online resource for all your fitting needs.



 | Call toll free 1-800-444-2474 or visit us at www.colder.com

Copyright © 2012 by Colder Products Company. All rights reserved. Colder Products Company, Colder Products and CPC are registered trademarks with the US Patent & Trademark Office.



C
L
E
A
N
E
R
F
A
S
T
E
R
S
A
F
E
R
S
M
A
L
L
E
R

Material Options

The type of media flowing through a connection can affect the strength, surface appearance, color and performance of the connection. Here are some guidelines for the different types of material.

Thermoplastics

ABS	Economical, medical-grade thermoplastic that withstands gamma and e-beam sterilization. It is commonly used in medical devices. ABS is an amorphous material with good physical properties and high resistance to chemical attack.
Acetal	Strong, lightweight and economical material used for a wide variety of chemical and mechanical components. Acetal offers high strength and rigidity over a broad temperature range, low wear, toughness and resistance to repeated use.
Polyamide (Nylon)	Very resistant to wear and abrasion, good mechanical properties even at elevated temperatures, low permeability to gases and good chemical resistance.
PEEK (Polyetheretherketone)	Highly temperature resistant, engineered thermoplastic with excellent chemical and fatigue resistance. It exhibits superior mechanical and electrical properties.
Polycarbonate	Resistant to some chemicals, withstands sterilization and is typically transparent. It is commonly used in medical devices and offers impact resistance, outstanding dimensional stability and good optical properties.
Polyethylene	Low-cost, chemically resistant thermoplastic. It is opaque and can withstand reasonably high temperature.
Polypropylene	Excellent general purpose resin that is highly resistant to chemical attack from solvents and chemicals in harsh environments. In general, polypropylene is resistant to environmental stress cracking and it can be exposed to challenging environments.
Polysulfone	Rigid material with excellent strength, good chemical resistance; withstands repeated sterilization and higher temperatures than other thermoplastics. Its high hydrolytic stability allows its use in medical applications requiring repeated high temperature autoclave and steam sterilization.
PPS (Polyphenylene Sulfide)	Broadest resistance to chemicals as an advanced engineering plastic.

Fluoropolymers

PTFE	Chemically resistant to all chemicals and solvents with the exception of some molten metals, molten sodium hydroxide, elemental fluorine and certain fluorinating agents. PTFE offers chemical resistance and stability at high temperature.
PVDF	Tough engineering thermoplastic with a balance of physical and chemical properties that qualifies it for high performance in a wide range of applications. It is mechanically strong and tough, has good ductility and has a broad, useful temperature range.

Don't forget:
you can always visit
www.colder.com
for part-specific
chemical compatibility
information.

Alloys

Aluminum	Lightweight metal with an available hard anodized finish for durability. Aluminum is non-toxic, non-magnetic, non-sparking and is known for its high strength to weight ratio.
Chrome-plated Brass	Rugged metallic material with an attractive appearance, chrome-plated brass is excellent for higher pressure and temperature.
Die-cast Zinc	Durable and lightweight (about 20% less than comparable brass) material that withstands high pressure and temperature.

O-Ring Selection

Selecting the correct o-ring is directly related to your application. One o-ring can offer you better chemical resistance, another can offer better heat resistance, a third can offer cold flexibility. Here are some guidelines for the different types of o-rings.

Buna-N	The most common o-ring material is Buna-N due to its solvent, oil and water resistance. It has a temperature range of -40° to 250° F (-40° to 121° C).
EPDM	Ethylene-propylene-diene rubber (EPDM, also sometimes referred to as EPR) is a chemically-resistant family of compounds. Colder uses high quality peroxide-cured EPDMs that provide exceptional resistance to temperatures when using a wide range of chemicals.
FFKM (Chemraz®, Simriz®, Kalrez®)	Broadest range of chemical resistance of any elastomeric material, combining the resilience and sealing force of an elastomer with chemical resistance approaching that of PTFE.
FKM	Well-known for its outstanding resistance to heat, oxidation, weathering and ozone. The temperature range is -15° to 400° F (-26° to 204° C).
PFA & FEP Encapsulated Seals	Encapsulated seals combine the resiliency of the elastomer with the superior chemical resistance of the fluoropolymer to achieve a seal that is lower cost than a pure fluoroelastomer FFKM seal.
Silicone	Seals have good temperature resistance. The temperature range is -70°F to 400°F (-57°C to 204°C) with special compounds that can reach up to 450°F (232°C). Silicone can also be supplied with Class VI requirements for life sciences applications.

Elastomers

TPE	Thermoplastic Elastomer (TPE) is a blend of additives and copolymers in a special formulation that forms extremely durable bonds to a substrate, while offering the traditional properties of soft-touch overmold.
TPV	Thermoplastic Vulcanizate (TPV) is an alloy of polypropylene thermoplastic and fully vulcanized EPDM rubber. TPV is typically resistant to water, acids and bases.



The Right Number of Barbs

Many things work together

to determine the quality of the connection between a hose barb and the tubing it connects. The sharpness of the barb, surface finish and the barb angle all contribute to the overall quality of the connection.

Failing to optimize these technical aspects will result in a poor connection, regardless of the number of hose barbs used.



Colder offers a variety of hose barb styles and connection options for tubing ranging from 1/16" to 1" ID.



Call toll free 1-800-444-2474 or visit us at www.colder.com

Copyright © 2012 by Colder Products Company. All rights reserved. Colder Products Company, Colder Products and CPC are registered trademarks with the US Patent & Trademark Office.

Custom Capabilities

Connector solutions from Colder add value to your product by making your fluid and air connections easy to use and more reliable, increasing your product's modularity and serviceability and providing an overall cleaner, faster, safer and smarter way to make a connection. If you can't find the perfect solution from one of our thousands of standard products or you'd like to simply off-load the connector portion of your project to allow you to focus on your core technologies, Colder Engineered Solutions can help.

Hybrid Couplings

Connect both fluid and electronics – at the same time



IdentiQuik® Smart Connections with RFID

Identify misconnections, automatically identify fluid characteristics, capture connection usage data and protect your brand – the possibilities are endless.



Metal Non-Spill Couplings

Robust housing with high flow plastic valves



Custom Materials

A wide range of materials is available to meet application needs



Manifold



Packaged bottle cap dip-tube assembly



Polycarbonate elbow



Metal non-spill without thumb latch



Cap with vent



Industrial Design



Multi-Tube Couplings

Connect multiple lines with one easy connection



Custom Tube Connections

Connect to a wide variety of types and sizes of tubing



Mounting Options

Application-specific connections including threads, caps, snap-fits and more



Custom designed products are exclusively produced for a specific customer. These proprietary products might not be for sale. Contact your local distributor for more information.

CONSIDER A CUSTOM-DESIGNED CONNECTOR WHEN:

- ▶ A quick disconnect will add value to your product, make it easier to use and more reliable
- ▶ Your specifications cannot be met by an existing standard Colder product
- ▶ Unique requirements, budgets or timing warrant your designer's collaboration with Colder's Engineered Solutions Team

2-way valve



Dual-line connector



Air/fluid/electronic tube set



RFID weight scale connector



RFID panel



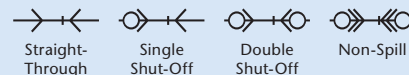
In-line filter



TABLE OF CONTENTS

All couplings are shown connected and may not be shown to scale. For additional terminations and configurations, see individual product pages.

LEGEND



Note: Product images may not be to scale

General Purpose Couplings


PAGE | DESCRIPTION



IdentiQuik® RFID available

18 SMC & SMF1: Twist-to-connect design provides reliable and secure alternative to luer-type connections.

Material: Acetal, polypropylene, ABS, chrome-plated brass
Tubing ID Sizes: 1/16" to 1/8" (1.6mm to 3.2mm)



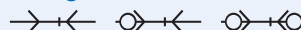
22 SnapQuik®: Small break away connector for low pressure applications. Unique internal latching mechanism creates a smooth streamlined exterior that is easy to use and clean.

Material: Acetal
Tubing ID Sizes: 3/32" to 1/8" (2.4mm to 3.2mm)




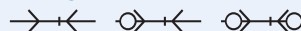
24 PMC: Features one-hand connection and disconnection and integral terminations; easier to use than ball-and-sleeve designs.

Material: Acetal
Tubing ID Sizes: 1/16" to 1/4" (1.6mm to 6.4mm)



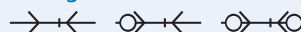
28 PMC12: Offered with a variety of configurations and chemical resistance for demanding applications; gamma sterilizable.

Material: Polypropylene
Tubing ID Sizes: Microbore to 1/4" (Microbore to 6.4mm)



32 MC: Durable and able to withstand higher pressure and temperature; easy one-hand connection and disconnection.

Material: Chrome-plated brass
Tubing ID Sizes: 1/8" to 1/4" (3.2mm to 6.4mm)



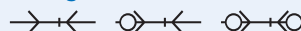
36 NS212: Twist-to-connect design features non-spill valves designed to provide fast, safe and virtually leak-free fluid line connections.

Material: Glass-filled polypropylene
Tubing ID Sizes: 1/8" to 1/4" (3.2mm to 6.4mm)



38 PLC: Widest selection of sizes and configurations offered; resistant to most mild chemical solutions.

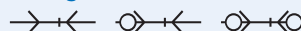
Material: Acetal
Tubing ID Sizes: 1/4" to 3/8" (6.4mm to 9.5mm)



IdentiQuik RFID available

42 PLC12: Materials of construction offer broad chemical resistance for demanding applications; gamma sterilizable.

Material: Polypropylene
Tubing ID Sizes: 1/4" to 3/8" (6.4mm to 9.5mm)

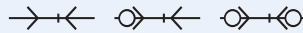


General Purpose Couplings

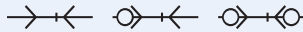
PAGE | DESCRIPTION




46 LC: Durable and able to withstand higher pressure and temperature; easy one-hand connection and disconnection.
Material: Chrome-plated brass
Tubing ID Sizes: 1/4" to 3/8" (6.4mm to 9.5mm)




50 APC: Features plastic thumb latch, fewer moving parts and a smooth contoured design to deliver ease-of-use and excellent flow.
Material: Acetal
Tubing ID Sizes: 1/4" to 3/8" (6.4mm to 9.5mm)



54 BreakAway®: Provides safe and easy fluid transfer with protection from costly product loss and equipment damage.
Material: Acetal
Tubing ID Sizes: 1/4" and 3/8" (6.4mm and 9.5mm)



56 EFC12: High-efficiency valve design provides high flow capability; bulkhead panel mount option facilitates tight seals against tank walls and drums.
Material: Polypropylene
Tubing ID Sizes: 1/4" and 3/8" (6.4mm and 9.5mm)



IdentiQuik® RFID available





58 NS4: Non-spill coupling that virtually eliminates spills, minimizes downtime and enhances operator safety.
Material: Glass-filled polypropylene, ABS
Tubing ID Sizes: 1/8" to 3/8" (3.2mm to 9.5mm)



60 NS6: Durable, yet lightweight construction that features non-spill valves and is compatible with many chemicals.
Material: Glass-filled polypropylene
Tubing ID Sizes: 3/8" and 1/2" (9.5mm and 12.7mm)



LEGEND

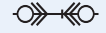
 Straight-Through
 Single Shut-Off
 Double Shut-Off
 Non-Spill

Note: Product images may not be to scale

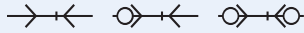
General Purpose Couplings PAGE | DESCRIPTION



62 NSH: Pressure-balanced non-spill design with 100% metal-free, spring-free flow path.
Material: Glass-filled polypropylene
Tubing ID Sizes: 3/8" to 3/4" (9.5mm to 19.0mm)

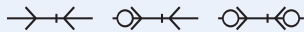


64 HFC12: Efficient valve design leads to high flow and exceptionally low spillage; shrouded thumb latch is easy to grip and simple to operate.
Material: Polypropylene
Tubing ID Sizes: 3/8" to 3/4" (9.5mm to 19.0mm)



Pictured: HFC57

68 HFC35 & 57: Withstand harsh environments and offered with or without UV-resistant materials to withstand harmful rays without affecting performance.
Material: Polysulfone (white), UV-resistant polysulfone (black)
Tubing ID Sizes: 3/8" to 3/4" (9.5mm to 19.0mm)



72 FFC35: Features non-valved and unobstructed flow path to increase flow and minimize turbulence.
Material: Polysulfone
Tubing ID Sizes: 3/4" (19.0mm)






Not to scale


74 Tentube™: Allows connection and disconnection of up to ten lines with one slide latch; tubing orientation ensured by physical keying.
Material: Nylon, acetal, polypropylene
Tubing ID Sizes: 1/16" to 1/8" (1.6mm to 3.2mm)



76 Sixtube™: Snap-in panel mount design and flexibility to connect and disconnect six separate lines with or without valves.
Material: Acetal, polypropylene
Tubing ID Sizes: 1/16" to 1/8" (1.6mm to 3.2mm)

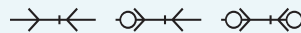


Twin Tube™: One easy-to-use quick disconnect for two separate non-valved flow paths.
Material: Acetal, ABS
Tubing ID Sizes: 1/16" to 1/8" (1.6mm to 3.2mm)



Not to scale

78 Multi-Mount™: Connects three to five lines at once; keyed to prevent mismatched connections.
Material: Acetal, chrome-plated brass
Tubing ID Sizes: 1/8" to 3/8" (3.2mm to 9.5mm)



Not to scale

80 Hybrid Connector™: One integrated connector combining 2 fluid lines with non-spill couplings and 4 electrical lines to simplify the user interface.
Material: Glass-filled polypropylene

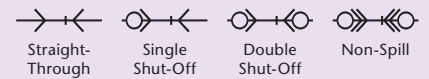


Not to scale

81 Mini Hybrid Connector™: A compact, single connection point combining 1 fluid line with 2 electrical lines with a breakaway mechanism for ease of use.
Material: Glass-filled polypropylene



LEGEND




Note: Product images may not be to scale


Life Sciences - Medical & Bioprocessing

PAGE | DESCRIPTION




82 SMC: Twist-to-connect design manufactured and packaged in a cleanroom.
Material: Medical-grade polycarbonate
Tubing ID Sizes: 1/16" to 1/8" (1.6mm to 3.2mm)





83 SRC: A unique small bore connector that eliminates the potential for misconnections with luer fittings.
Material: Medical-grade polypropylene
Tubing ID Sizes: 1/8" to 3/16" (3.2mm to 4.8mm)





84 AseptiQuik® S: Genderless design provides quick and easy sterile connections for small-flow applications.
Material: Medical-grade polycarbonate, USP Class VI, ADCF
Termination Sizes: 1/8", 1/4" and 3/8" HB (3.2mm, 6.4mm and 9.5mm), 3/4" sanitary and MPC insert





86 AseptiQuik®: Provides a quick and easy sterile connection, even in non-sterile environments.
Material: Medical-grade polycarbonate, USP Class VI, ADCF
Termination Sizes: 3/8" and 1/2" HB (9.5mm and 12.7mm) and 3/4" sanitary





88 AseptiQuik® DC: All-in-one, single-use connection technology offering both a sterile connect and a sterile disconnect.
Material: Medical-grade polycarbonate, USP Class VI, ADCF
Termination Sizes: 1/4", 3/8" and 1/2" HB (6.4mm, 9.5mm, 12.7mm)




90 AseptiQuik® X: Robust large format design enables quick sterile transfer for high flow single-use applications.
Material: Medical-grade polycarbonate, USP Class VI, ADCF
Termination Sizes: 3/4" and 1" ID hose barb (19.0mm and 25.4mm) and 1-1/2" sanitary




92 HFC39: Features sterile disconnect functionality with automatic shutoff valve, preventing external organisms from entering the media flow path upon disconnection.
Material: Medical-grade polysulfone, USP Class VI, ADCF
Termination Sizes: 1/4", 3/8" and 1/2" HB (6.4mm, 9.5mm, 12.7mm)




94 Steam-Thru® Connections: Allow quick and easy sterile connection via SIP between biopharmaceutical processing equipment and disposable bag and tube assemblies.

Material: Medical-grade polysulfone, USP Class VI, ADCF
Termination Sizes: 3/8" and 1/2" HB (9.5mm and 12.7mm) and 3/4" sanitary



96 AseptiQuik® STC: Allows an AseptiQuik sterile connection to be steamed on to stainless equipment via SIP.

Material: Medical-grade polycarbonate and polysulfone, USP Class VI, ADCF



98 MPC: Easy-to-use and secure connection for critical fluid applications; includes pressure sealing caps and plugs with optional locking sleeves.

Material: Medical-grade ABS, medical-grade polycarbonate and polysulfone (USP Class VI, ADCF)
Tubing ID Sizes: 1/8" to 3/8" (3.2mm to 9.5mm)



100 MPX: Larger flow, easy-to-use and secure connection for critical fluid applications; includes pressure sealing caps and plugs with optional locking sleeves.

Material: Medical-grade polycarbonate and polysulfone, USP Class VI, ADCF
Tubing ID Sizes: 3/8" to 1/2" (9.5mm to 12.7mm)



102 Back-to-Back Body Adapters: Allow end users to connect off-the-shelf, single-use systems that may feature two male insert connections at the end of the tubing.

Material: Medical-grade polycarbonate and polysulfone, USP Class VI, ADCF



103 Sanitary Series: Attaches directly to 3/4", 1" and 1-1/2" sanitary terminations to provide greater flexibility for integrating components into single-use or hybrid process systems.

Material: Medical-grade polysulfone, USP Class VI, ADCF
Termination Sizes: 3/4", 1" and 1-1/2" sanitary



104 SaniQuik™: Integral sanitary termination attaches to hard-plumbed systems with tri-clover clamps; permits quick and easy connection to single-use bag systems, manifolds or tube sets.

Material: 316L stainless steel
Termination Sizes: 3/4" and 1-1/2" sanitary

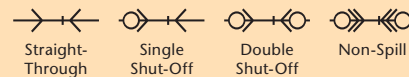


105 MPU: Larger flow twist-to-connect design features easy-to-use locking mechanism that guards against accidental disconnects.

Material: Medical-grade polysulfone, USP Class VI, ADCF
Tubing ID Sizes: 3/4" (19.0mm)



LEGEND



Note: Product images may not be to scale

High Purity Couplings

PAGE | DESCRIPTION

106 ChemQuik® CQH06/CQV06: All plastic design for ultra-pure media and high chemical resistance.
Material: Natural, virgin polypropylene and PVDF
Tubing Sizes: 1/4" to 1/2" flare; 3/8" to 3/4" NPT



Pictured: CQV06

108 ChemQuik CQGO6: Spring-free and metal-free flow path for high flow capacity and non-spill, high purity connections.
Material: Natural, virgin polypropylene
Tubing Sizes: 3/8" to 3/4" flare; 3/8" to 3/4" NPT



109 ChemQuik Dual Containment System: Flare nuts and panel mount fittings that facilitate double containment of critical chemical lines.
Material: Natural, virgin polypropylene



Dispensing Connectors

PAGE | DESCRIPTION

110 DrumQuik® PRO & DrumQuik PUR: Closed chemical dispensing system with a reusable coupler and a recyclable dip-tube assembly for chemical extraction from drums, jerry cans and IBCs.
Material: Food grade, virgin polypropylene and polyethylene
Thread Sizes:
Drum Inserts: 2" American buttress, BCS 56x4 and 2" NPS (G8)
Couplers: 1/2" NPT, 3/4" hose barb and 3/4" BSPP



114 DrumQuik Adaptors and Accessories: Colder offers many accessories intended for use with DrumQuik® PRO and DrumQuik PUR systems. These include vent check valves, foot valves, fittings and more.

Dispensing Connectors

PAGE | DESCRIPTION



116 DrumQuik® 3-Port UDA: Used with 3/4" male NPT coupling terminations to adapt dip-tubes to standard drum closures for closed system dispensing.

Material: Food grade, virgin polypropylene

Thread Sizes: UDA 3-Port: 3/4" male NPT; UDA: none

Bottle Adaptor Kits: Intended for use on reagent bottles with SP400-38mm threads.

Material: Natural, virgin polypropylene

Thread Sizes: SP400-38mm

DrumQuik Asian Drum Adaptors, Plugs and Caps



118 UDC: Provides closed connection to bag-in-box packaging with 38mm threaded and snap-in necks.

Material: Polypropylene and acetal


Tubing ID Sizes: 3/8" to 3/4" (9.5mm to 19.0mm)



120 Puncture Seal: Provides closed connection to Hedwin Cubitainer® bag-in-box container systems and flexible bags or bottles with SP400 38mm threads.

Material: Polypropylene (coupling) and polyethylene (cap)

Tubing ID Sizes: 1/4" and 3/8" (6.4mm and 9.5mm)



Fittings, Luers, and Blood Pressure Connectors

PAGE | DESCRIPTION



122 FitQuik® Connectors: High-quality fittings for leak-free tubing connections. These precision-molded fittings are designed to eliminate tubing leak points in applications such as medical devices, analytical instrumentation or air-driven equipment.

Additional Products and Information

PAGE | DESCRIPTION



138 Accessories: Offering includes a variety of ancillary components from fittings and luers to PTF nuts and dust caps.

139 Sterilization and Disinfectant Methods

140 Regulatory and Compliance



Call toll free 1-800-444-2474 or visit us at www.colder.com

Copyright © 2012 by Colder Products Company. All rights reserved. Colder Products Company, Colder Products and CPC are registered trademarks with the US Patent & Trademark Office.



The SMC & SMF1 are among Colder's smallest couplings. These twist-to-connect couplings provide a reliable and more secure alternative to luer-type connections. They also allow for the tubing to rotate freely when connected. This important feature prevents both kinked tubing and accidental disconnection during use.

The SMC Series is also available with optional RFID (Radio Frequency Identification) capability and in polycarbonate material (page 82).

Features	Benefits
Twist to connect	Prevents accidental disconnects
Free coupling rotation	Eliminates kinked tubing
Quarter turn latch clicks when connected	Prevents damage due to over torquing

Specifications

Pressure: Vacuum to 100 psi, 6.9 bar

Temperature:
Acetal, Chrome-Plated Brass:
 -40°F to 180°F (-40°C to 82°C)

Polypropylene:
 32°F to 180°F (0°C to 82°C)

ABS:
 -40°F to 160°F (-40°C to 71°C)

Materials:
Main components: ABS, acetal, polypropylene, chrome-plated brass, stainless steel

Locking sleeves: Acetal

Valves: Acetal

Valve spring: 316 stainless steel

O-rings: Buna-N with acetal or chrome-plated brass, EPDM with polypropylene

Color:
Main components: Natural white (acetal and ABS), almond (polypropylene), chrome and black (chrome-plated brass)

Tubing Sizes:
 1/16" to 1/8" ID, 1.6mm to 3.2mm and 5.0mm

WARNING: Pressure, temperature, chemicals, and operating environment can affect the performance of couplings. It is the customer's responsibility to test the suitability of Colder products in their own application conditions.

Note: BS EN 1060-3 compatible - prevents misconnections in medical applications like blood pressure cuffs

Liquid Flow Rates

Liquid Flow Rate Information for Couplings

The chart below shows the flow rate for Colder couplings. Each coupling was tested with water at 70°F (21°C). To determine flow rates for specific coupling configurations use the formula below.

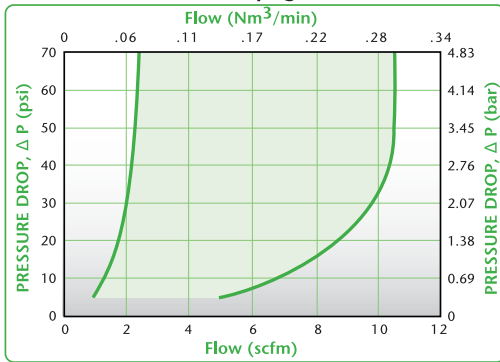
$$Q = C_v \sqrt{\frac{\Delta P}{S}}$$

Q=Flow rate in gallons per minute
 C_v=Average coefficient across various flow rates (see chart)
 ΔP=Pressure drop across coupling (psi)
 S=Specific gravity of liquid

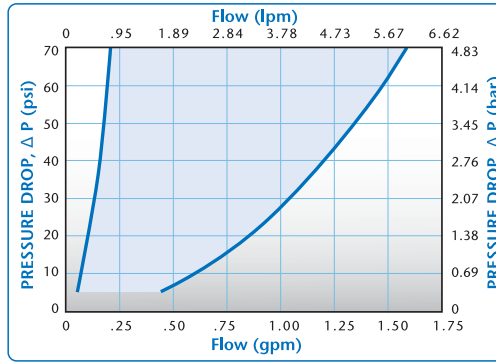
C_v Values for Subminiature Couplings

BODIES	SMM01	SMM02	BODIES	SMM01	SMM02
SMF01	.03	.03	SMFD02	.03	.08
SMFD01	.03	.03	SMPT02	.03	.19
SMF02	.03	.19	SMPTD02	.03	.08

SMC Air Flow, 100 psig Inlet Pressure



SMC Water Flow



These graphs are intended to give you a general idea of the performance capabilities of each product line. The shaded area of each graph represents the operating range of the product family, i.e., upper and lower values are shown. Therefore, depending on the exact coupling configurations selected, you can reasonably expect values to fall within the shaded area.



The IdentiQuik® Series of smart couplings are RFID enabled couplings used on equipment and in processes. RFID is an identification method that relies on remotely writing and reading data. Smart coupling applications include: inventory level meters, surgical tool identification, product protection and many more.

RFID Specifications

RF Communication Range:

Approximately 1"

Operating Voltage:

8-24V

Power Consumption:

1.2W Maximum

Communication:

ASCII RS-232 (DB-9), USB

RFID Tags:

13.56 MHz
ISO 15693 - 112 bytes programmable

NOTE: RFID tags not approved for e-beam or gamma sterilization.

Operating Temperature:

32°F to 150°F (0°C to 65°C)

Materials are listed on page 18. Customized parts (materials, voltage, termination, cable length, etc.) available. Call for more information.

SMART COUPLINGS WITH RFID

IdentiQuik SMC Series

- (((**Identify misconnections:** eliminate out-of-sequence connections or misconnections due to operator error
- (((**Protect your brand:** prevent out-of-date, incorrect or misapplied products from being used
- (((**Prolong equipment life:** prevent the accidental or unintentional use of harmful media
- (((**Save time:** automatic documentation of package and media lot numbers, date codes and more

Patented

Coupling Inserts



ACETAL

Product Dimensions (See drawing on page 20)

TERMINATION	TUBING SIZE	METRIC EQ.	STRAIGHT THRU	SHUTOFF	A	B
<i>IN-LINE</i>	1/16" ID	1.6mm ID	iSMFT0103	iSMFDT0103	.76	.76/.91
<i>HOSE BARB</i>	1/8" ID	3.2mm ID	iSMFT0203	iSMFDT0203	.76	.91/.91



POLYPROPYLENE

TERMINATION	TUBING SIZE	METRIC EQ.	STRAIGHT THRU	A	B
<i>IN-LINE</i>	1/16" ID	1.6mm ID	iSMFT0100	.76	.76
<i>HOSE BARB</i>	1/8" ID	3.2mm ID	iSMFT0200	.76	.91



ACETAL

TERMINATION	TUBING SIZE	METRIC EQ.	STRAIGHT THRU	A	B
<i>IN-LINE</i>	1/16" ID	1.6mm ID	iSMMT0103	.76	.76
<i>HOSE BARB</i>	1/8" ID	3.2mm ID	iSMMT0203	.76	.91



POLYPROPYLENE

TERMINATION	TUBING SIZE	METRIC EQ.	STRAIGHT THRU	A	B
<i>IN-LINE</i>	1/16" ID	1.6mm ID	iSMMT0100	.76	.76
<i>HOSE BARB</i>	1/8" ID	3.2mm ID	iSMMT0200	.76	.91

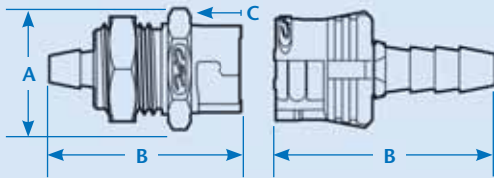
All measurements are in inches (millimeters) unless otherwise noted. Tubing must meet stated inside and outside diameters. NOTE: iSMC Readers are built on a custom basis.



Call toll free 1-800-444-2474 or visit us at www.colder.com

Copyright © 2012 by Colder Products Company. All rights reserved. Colder Products Company, Colder Products and CPC are registered trademarks with the US Patent & Trademark Office.

Product Dimensions



A = Height/Diameter
 B = Total Length (including valve)
 C = Hex Size on Main Component

	PANEL OPENING	MAX. PANEL THICKNESS	MIN. PANEL THICKNESS
COUPLING BODIES AND INSERTS	7/16	.21	.03



PANEL NUT HEX	PANEL NUT THREAD
1/2	7/16-24UNF

Coupling Bodies

ACETAL



TERMINATION	THREAD SIZE		STRAIGHT THRU	SHUTOFF	A	B	C
IN-LINE PIPE THREAD	1/8" NPT		SMPT02	SMPTD02	.51	.86	7/16
	1/8" NPT		SMPT02BLK	SMPTD02BLK	.51	.86	7/16
IN-LINE HOSE BARB	1/16" ID	1.6mm ID	SMF01	SMFD01	.48	.75/.90	
		1.6mm ID	SMF01MBLK	SMFD01MBLK	.48	.75/.90	
	1/8" ID	3.0mm ID	SMFM3	SMFDM3	.48	1.00	
		3.0mm ID	SMFM3MBLK	SMFDM3MBLK	.48	1.00	
	1/8" ID	3.2mm ID	SMF02	SMFD02	.48	.90	
		3.2mm ID	SMF02MBLK	SMFD02MBLK	.48	.90	
PANEL MOUNT HOSE BARB	1/16" ID	1.6mm ID	SMFPM01	SMFPM01	.58	.75/.90	1/2
		1.6mm ID	SMFPM01BLK	SMFPM01BLK	.58	.75/.90	1/2
	1/8" ID	3.0mm ID	SMFPM03	SMFPM03	.58	1.00	1/2
		3.0mm ID	SMFPM03BLK	SMFPM03BLK	.58	1.00	1/2
	1/8" ID	3.2mm ID	SMFPM02	SMFPM02	.58	.90	1/2
		3.2mm ID	SMFPM02BLK	SMFPM02BLK	.58	.90	1/2

POLYPROPYLENE



TERMINATION	THREAD SIZE		STRAIGHT THRU		A	B	C
IN-LINE PIPE THREAD	1/8" NPT		SMPT0212		.51	.86	7/16
IN-LINE HOSE BARB (ACETAL LOCKING SLEEVE)	1/16" ID	1.6mm ID	SMF0112		.48	.75/.90	
		1/8" ID	SMF0212		.48	.90	
PANEL MOUNT HOSE BARB (ACETAL LOCKING SLEEVE)	1/16" ID	1.6mm ID	SMFPM0112		.58	.75/.90	1/2
		1/8" ID	SMFPM0212		.58	.90	1/2

SMF1 Disposable Bodies

ABS



TERMINATION	TUBING SIZE	METRIC EQ.	STRAIGHT THRU	A	B
IN-LINE HOSE BARB	1/8" ID	3.2mm ID	SMF10297	.38	.82
	1/8" ID	3.2mm ID	SMF10297MBLK	.42	.82
		5mm ID	SMF1M597	.42	.69
		5mm ID	SMF1M597MBLK	.42	.69

All measurements are in inches (millimeters) unless otherwise noted. Tubing must meet stated inside and outside diameters. MBLK = molded black material. BLK = dyed black material.

Polycarbonate SMC products manufactured in Colder's cleanroom also available. See page 82.

Coupling Inserts

(All SMC inserts are shown non-valved)

ACETAL

TERMINATION	TUBING SIZE	METRIC EQ.	STRAIGHT THRU	A	B	
IN-LINE HOSE BARB	1/16" ID	1.6mm ID	SMM01	.48	.75	
		1.6mm ID	SMM01MBLK	.48	.75	
	1/8" ID	3.0mm ID	SMMM3	.48	.80	
		3.0mm ID	SMMM3MBLK	.48	.80	
		3.2mm ID	SMM02	.48	.90	
		3.2mm ID	SMM02MBLK	.48	.90	
		5.0mm ID	SMMM5	.48	1.00	
	PANEL MOUNT HOSE BARB	1/16" ID	1.6mm ID	SMMPM01	.50	.75
			1.6mm ID	SMMPM01BLK	.50	.75
1/8" ID		3.0mm ID	SMMPM03	.50	.80	
		3.0mm ID	SMMPM03BLK	.50	.80	
		3.2mm ID	SMMPM02	.50	.90	
		3.2mm ID	SMMPM02BLK	.50	.90	



CHROME-PLATED BRASS

TERMINATION	TUBING SIZE	METRIC EQ.	STRAIGHT THRU	A	B
IN-LINE HOSE BARB	1/8" ID	3.2mm ID	SMM02CMBLK	.48	.90
PANEL MOUNT HOSE BARB	1/8" ID	3.2mm ID	SMMPM02CMBLK	.50	.90



POLYPROPYLENE

TERMINATION	TUBING SIZE	METRIC EQ.	STRAIGHT THRU	A	B
IN-LINE HOSE BARB (ACETAL LOCKING SLEEVE)	1/16" ID	1.6mm ID	SMM0112	.48	.75
	1/8" ID	3.2mm ID	SMM0212	.48	.90
PANEL MOUNT HOSE BARB (ACETAL LOCKING SLEEVE)	1/16" ID	1.6mm ID	SMMPM0112	.50	.75
	1/8" ID	3.2mm ID	SMMPM0212	.50	.90



ACETAL

TERMINATION	TUBING SIZE	METRIC EQ.	STRAIGHT THRU	SHUTOFF	B	
IN-LINE HOSE BARB	1/16" ID	1.6mm ID	SMC01	SMCD01	1.32/1.46	
		1.6mm ID	SMC01MBLK	SMCD01MBLK	1.32/1.46	
	1/8" ID	3.0mm ID	SMCM3	SMCDM3	1.62	
		3.0mm ID	SMCM3MBLK	SMCDM3MBLK	1.62	
		3.2mm ID	SMC02	SMCD02	1.61	
		3.2mm ID	SMC02MBLK	SMCD02MBLK	1.61	

SMC Complete In-Line Couplings



POLYPROPYLENE

TERMINATION	TUBING SIZE	METRIC EQ.	STRAIGHT THRU	B
IN-LINE HOSE BARB	1/16" ID	1.6mm ID	SMC0112	1.32
	1/8" ID	3.2mm ID	SMC0212	1.61



All measurements are in inches (millimeters) unless otherwise noted. Tubing must meet stated inside and outside diameters. MBLK = molded black material. BLK = dyed black material.



Call toll free 1-800-444-2474 or visit us at www.colder.com

Copyright © 2012 by Colder Products Company. All rights reserved. Colder Products Company, Colder Products and CPC are registered trademarks with the US Patent & Trademark Office.

SMC SERIES R F A S T E R S A F E R S M A R T E R

SNAPQUICK SERIES



SnapQuik® Series Connectors are ideal for small bore applications. The compact design delivers high flow fluid transfer in a small profile. Featuring a unique internal latching mechanism that creates a smooth, streamlined exterior that is easy to clean and use. The user-friendly break away design of SnapQuik prevents misconnections with luers, protects equipment and ensures patient safety.

Features	Benefits
Break away latch mechanism	Intuitive, rapid disconnection
Internal latch design	Streamlined exterior is easy to clean
Audible click at connection	Assures reliable connection is made
Does not mate to luer fittings	Improved patient safety

Specifications

Pressure: Vacuum to 15 psi, 1.0 bar

Temperature:
32°F to 122°F (0°C to 50°C)

Materials:
Main components: Acetal

O-ring: Buna-N

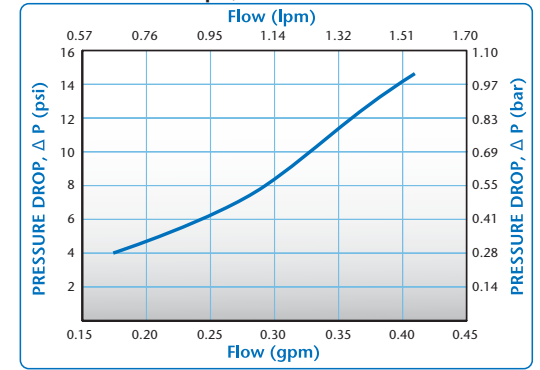
Color: Natural White

Tubing Sizes: 3/32" and 1/8" ID

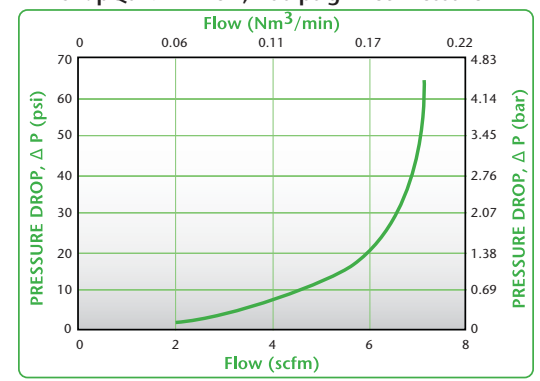
WARNING: Pressure, temperature, chemicals, and operating environment can affect the performance of couplings. It is the customer's responsibility to test the suitability of Colder's products in their own application conditions.

SnapQuik's revolutionary lubrication technique ensures consistent connection forces throughout the lifetime of the connectors, even when aggressive cleaning techniques are used.

SnapQuik Water Flow

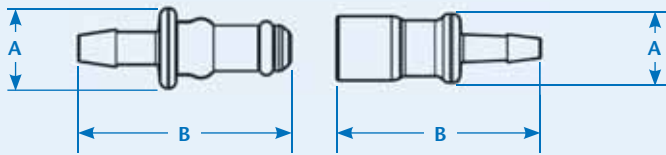


SnapQuik Air Flow, 100 psig Inlet Pressure



These graphs are intended to give you a general idea of the performance capabilities of each product line. The shaded area of the graph represents the operating range of the product family, i.e. upper and lower values are shown. Therefore, depending on the exact coupling configurations selected, you can reasonably expect values to fall within the shaded area.

Product Dimensions



A = Height/Diameter
B = Total Length

Coupling Bodies

ACETAL



TERMINATION	TUBING SIZE	METRIC EQ.	STRAIGHT THRU	A	B
IN-LINE	3/32" ID	2.4mm	BSQ17015	0.36	1.09
HOSE BARB	1/8" ID	3.2mm	BSQ1702	0.36	1.09

Coupling Inserts

ACETAL

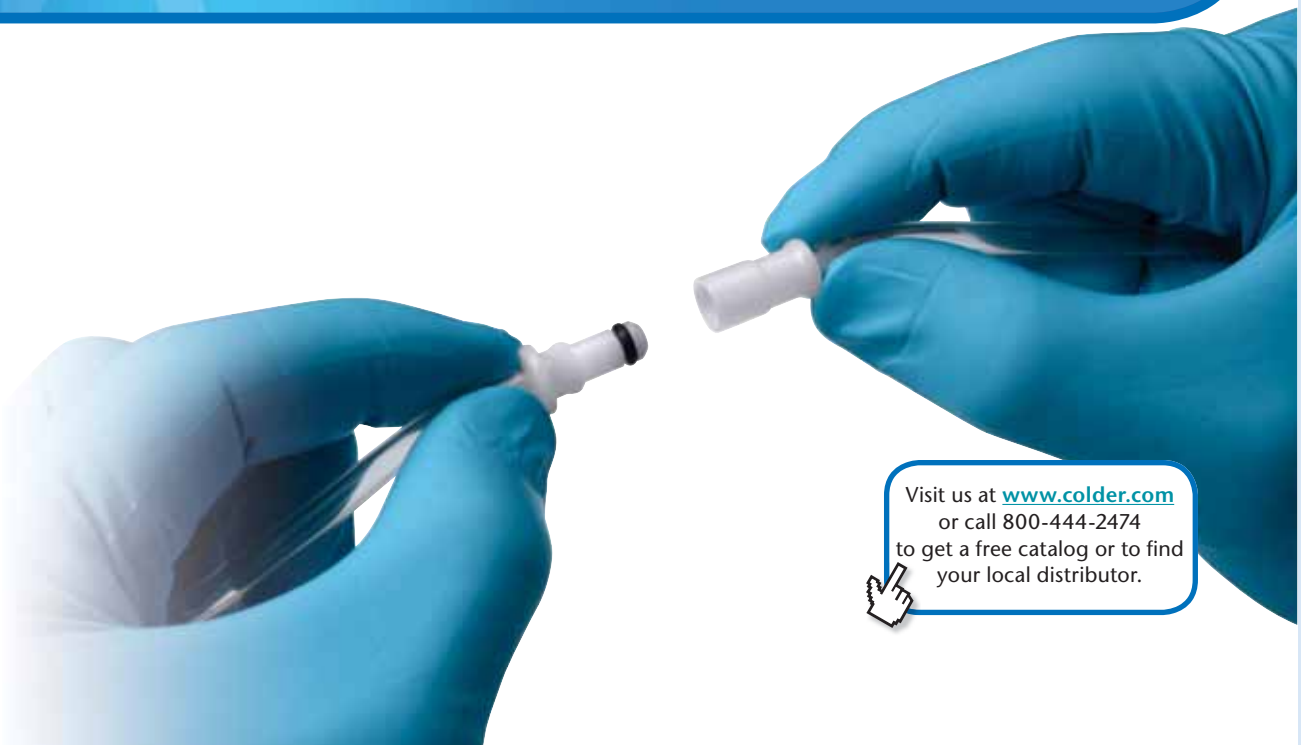


TERMINATION	TUBING SIZE	METRIC EQ.	STRAIGHT THRU	A	B
IN-LINE	3/32" ID	2.4mm	BSQ22015	0.42	1.14
HOSE BARB	1/8" ID	3.2mm	BSQ2202	0.42	1.14



DID YOU KNOW ...

Another alternative to luers, SnapQuik® will not mate with luers designed to ISO 594 standards.



Visit us at www.colder.com
or call 800-444-2474
to get a free catalog or to find
your local distributor.



PMC SERIES

Specifications

Pressure: Vacuum to 120 psi, 8.3 bar

Temperature:
-40°F to 180°F (-40°C to 82°C)

Materials:

Main components and valves: Acetal

Thumb latch: Stainless steel

Valve spring: 316 stainless steel

External springs and pin: Stainless steel

O-rings: Buna-N

Color:

Natural white, others available

Tubing Sizes:

1/16" to 1/4" ID, 1.6mm to 6.4mm ID

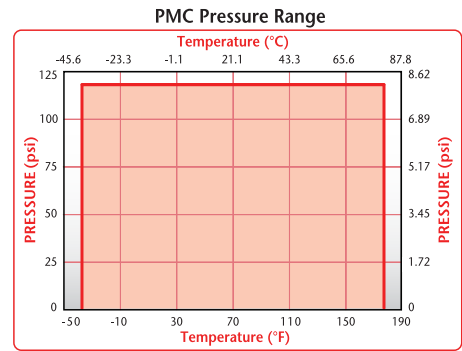
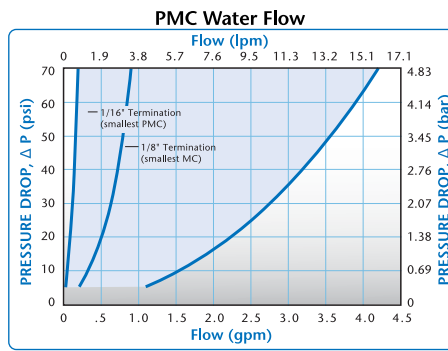
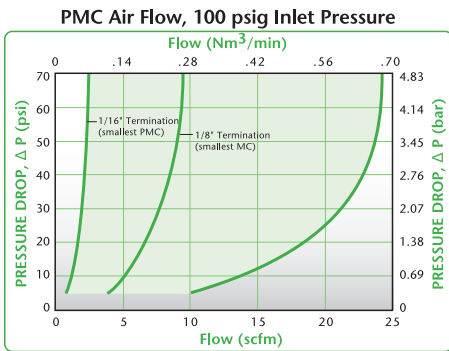
WARNING: Pressure, temperature, chemicals, and operating environment can affect the performance of couplings. It is the customer's responsibility to test the suitability of Colder products in their own application conditions.

Don't forget: you can always visit www.colder.com for more product information.

The 1/8" flow PMC coupling covers a wide variety of general-purpose applications. Featuring the Colder thumb latch, the PMC is easier to use than ball-and-sleeve designs. One-hand connection/disconnection and integral terminations make the PMC the choice for ease of use and manufacture.

This coupling is NuSeal[®] compatible. See page 33 for details.

Features	Benefits
Hose barb shroud	Extra protection for the 1/16" hose barb
Integral terminations	Fewer leak points, shorter assemblies, faster installations
Compatible	Mates with PMC12 and MC Series couplings (see pages 28 and 32)
Clicks when connected	Assurance of a reliable connection



These graphs are intended to give you a general idea of the performance capabilities of each product line. The shaded area of each graph represents the operating range of the product family, i.e., upper and lower values are shown. Therefore, depending on the exact coupling configurations selected, you can reasonably expect values to fall within the shaded area.

Liquid Flow Rates

Liquid Flow Rate Information for Couplings

The chart below shows the flow rate for Colder couplings. Each coupling was tested with water at 70°F (21°C). To determine flow rates for specific coupling configurations use the formula to the right.

$$Q = C_v \sqrt{\frac{\Delta P}{S}}$$

Q=Flow rate in gallons per minute
 C_v=Average coefficient across various flow rates (see chart)
 ΔP=Pressure drop across coupling (psi)
 S=Specific gravity of liquid

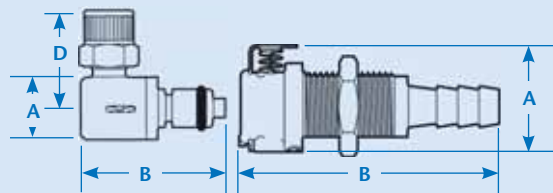
C_v Values for 1/8" Flow PMC Couplings

BODIES	PMC 2004	PMCD 2004	PMC 2006	PMCD 2006	PMC 2202	PMCD 2202	PMC 2204	PMCD 2204	PMC 2402	PMCD 2402	PMC 2404	PMCD 2404	PMC 2602	PMC 2304	PMC 2104	PMCD 2304	PMC 2203	PMCD 2203	PMC 2201	PMCD 2201
	PMC1002	.40	.18	.50	.19	.25	.16	.50	.19	.50	.20	.51	.19	.50	.50	.38	.24	.30	.17	.03
PMCD1002	.27	.18	.31	.18	.24	.16	.28	.20	.26	.20	.29	.18	.26	.26	.27	.24	.25	.17	.03	.03
PMC1004	.40	.21	.50	.24	.26	.18	.50	.24	.50	.20	.51	.24	.50	.50	.38	.26	.30	.19	.03	.03
PMCD1004	.29	.19	.32	.23	.25	.17	.30	.23	.27	.21	.28	.23	.27	.28	.29	.24	.25	.18	.03	.03
PMC1204	.40	.18	.50	.18	.25	.16	.40	.18	.40	.16	.36	.18	.40	.40	.38	.21	.30	.17	.03	.03
PMCD1204	.21	.17	.22	.17	.20	.16	.22	.17	.21	.17	.20	.17	.21	.22	.21	.18	.21	.16	.03	.03
PMC1602	.23	.15	.28	.18	.19	.14	.27	.15	.27	.15	.28	.18	.27	.27	.23	.16	.20	.14	.03	.03
PMCD1602	.19	.15	.19	.15	.17	.14	.19	.15	.18	.15	.18	.15	.18	.19	.19	.15	.18	.14	.03	.03
PMC1604	.33	.23	.44	.24	.24	.18	.44	.23	.44	.20	.38	.24	.38	.44	.33	.26	.26	.19	.03	.03
PMCD1604	.23	.17	.26	.21	.22	.16	.26	.21	.26	.19	.25	.21	.21	.26	.23	.16	.22	.16	.03	.03
PMC1703	.25	.20	.30	.20	.20	.17	.30	.20	.30	.19	.28	.20	.28	.30	.25	.18	.21	.17	.03	.03
PMCD1703	.20	.17	.20	.17	.19	.15	.21	.17	.19	.17	.20	.17	.19	.20	.20	.16	.19	.16	.03	.03
PMC1701	.03	.03	.03	.03	.03	.03	.03	.03	.03	.03	.03	.03	.03	.03	.03	.03	.03	.03	.03	.02
PMCD1701	.03	.03	.03	.03	.03	.03	.03	.03	.03	.03	.03	.03	.03	.03	.03	.03	.03	.03	.03	.02

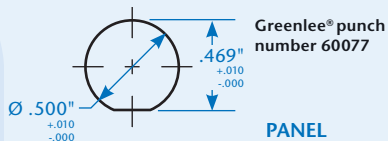


DID YOU KNOW ...

CAD models are available for all Colder couplings. These files are available in many formats including STEP, IGES and native file formats. You can see them online at www.colder.com.



A = Height/Diameter
 B = Total Length (including valve)
 D = Elbow Radial Length



Greenlee® punch number 60077

	PANEL OPENING	MAX. PANEL THICKNESS	MIN. PANEL THICKNESS
COUPLING BODIES	see drawing	.50	.05
COUPLING INSERTS	1/2	.30	.05



PANEL NUT HEX	PANEL NUT THREAD
5/8	1/2-24UNF


Coupling Bodies

ACETAL

	TERMINATION IN-LINE PIPE THREAD	THREAD SIZE 1/8" NPT 1/8" BSPT 1/4" NPT 1/4" BSPT		STRAIGHT THRU PMC1002 PMC1002BSPT PMC1004 PMC1004BSPT	SHUTOFF PMCD1002 PMCD1002BSPT PMCD1004 PMCD1004BSPT	A .79 .79 .79 .79	B 1.00 1.00 1.10 1.10
	TERMINATION PANEL MOUNT FERRULELESS POLYTUBE FITTING, PTF†	TUBING SIZE 5/32" OD, .10" ID 1/4" OD, .17" ID	METRIC EQ. 4.0mm OD, 2.0mm ID 4.0mm OD, 2.5mm ID 6.4mm OD, 4.3mm ID	STRAIGHT THRU PMC12M42 PMC12025 PMC1204	SHUTOFF PMCD12M42 PMCD12025 PMCD1204	A .77 .77 .77	B 1.65 1.70 1.72
	TERMINATION PANEL MOUNT HOSE BARB	TUBING SIZE 1/16" ID 1/8" ID 3/16" ID 1/4" ID	METRIC EQ. 1.6mm ID 3.2mm ID 4.8mm ID 6.4mm ID	STRAIGHT THRU PMC1601 PMC1602 PMC1603 PMC1604	SHUTOFF PMCD1601 PMCD1602 PMCD1603 PMCD1604	A .77 .77 .77 .77	B 1.40 1.65 1.85 1.85
	TERMINATION PANEL MOUNT FEMALE THREAD	THREAD SIZE 10-32 UNF		STRAIGHT THRU PMC181032	SHUTOFF PMCD181032	A .77	B 1.25
	TERMINATION IN-LINE FERRULELESS POLYTUBE FITTING, PTF†	TUBING SIZE 5/32" OD, .10" ID 1/4" OD, .17" ID	METRIC EQ. 4.0mm OD, 2.0mm ID 4.0mm OD, 2.5mm ID 5.0mm OD, 3.0mm ID 6.4mm OD, 4.3mm ID	STRAIGHT THRU PMC13M42 PMC13025 PMC13M5 PMC1304	SHUTOFF PMCD13M42 PMCD13025 PMCD13M5 PMCD1304	A .81 .81 .81 .81	B 1.65 1.65 1.72 1.75
	TERMINATION IN-LINE HOSE BARB	TUBING SIZE 1/16" ID 1/8" ID 3/16" ID 1/4" ID	METRIC EQ. 1.6mm ID 3.2mm ID 4.8mm ID 6.4mm ID	STRAIGHT THRU PMC1701 PMC1702 PMC1703 PMC1704	SHUTOFF PMCD1701 PMCD1702 PMCD1703 PMCD1704	A .81 .81 .81 .81	B 1.41 1.45/1.65 1.65/1.85 1.65/1.85
	TERMINATION IN-LINE FEMALE THREAD	THREAD SIZE 10-32 UNF		STRAIGHT THRU PMC191032	SHUTOFF PMCD191032	A .81	B 1.25

All measurements are in inches (millimeters) unless otherwise noted. Tubing must meet stated inside and outside diameters. †NOTE: Colder's Ferruleless PTF (polytube fitting) terminations do not require ferrules to achieve a secure connection and are therefore easier to use and reuse. PTF fittings are designed for semi-rigid tubing, i.e., polyethylene, nylon, polyurethane, etc.

Coupling Inserts ACETAL

TERMINATION IN-LINE PIPE THREAD	THREAD SIZE		STRAIGHT THRU	SHUTOFF	A	B		
	1/8" NPT		PMC2402	PMCD2402	.58	1.03/1.45		
	1/8" BSPT		PMC2402BSPT	PMCD2402BSPT	.58	1.03/1.44		
	1/4" NPT		PMC2404	PMCD2404	.65	1.13/1.42		
	1/4" BSPT		PMC2404BSPT	PMCD2404BSPT	.65	1.13/1.42		
TERMINATION PANEL MOUNT FERRULELESS POLYTUBE FITTING, PTF†	TUBING SIZE	METRIC EQ.	STRAIGHT THRU	SHUTOFF	A	B		
	1/4" OD, .17" ID	6.4mm OD, 4.3mm ID	PMC4004	PMCD4004	.72	1.70/1.82		
TERMINATION PANEL MOUNT HOSE BARB	TUBING SIZE	METRIC EQ.	STRAIGHT THRU	SHUTOFF	A	B		
	1/16" ID	1.6mm ID	PMC4201	PMCD4201	.72	1.38/1.50		
	1/8" ID	3.2mm ID	PMC4202	PMCD4202	.72	1.63/1.75		
	3/16" ID	4.8mm ID	PMC4203	PMCD4203	.72	1.83/1.95		
	1/4" ID	6.4mm ID	PMC4204	PMCD4204	.72	1.83/1.95		
TERMINATION IN-LINE FERRULELESS POLYTUBE FITTING, PTF†	TUBING SIZE	METRIC EQ.	STRAIGHT THRU	SHUTOFF	A	B		
	5/32" OD, .10" ID	4.0mm OD, 2.0mm ID	PMC20M42	PMCD20M42	.58	1.08/1.60		
	1/4" OD, .17" ID	4.0mm OD, 2.5mm ID	PMC20025	PMCD20025	.58	1.13/1.65		
	3/8" OD, .25" ID	6.4mm OD, 4.3mm ID	PMC2004	PMCD2004	.58	1.15/1.57		
		9.5mm OD, 6.4mm ID	PMC2006	PMCD2006	.65	1.40/1.52		
TERMINATION IN-LINE HOSE BARB	TUBING SIZE	METRIC EQ.	STRAIGHT THRU	SHUTOFF	A	B		
	1/16" ID	1.6mm ID	PMC2201	PMCD2201	.50	.80/1.47		
	1/8" ID	3.2mm ID	PMC2202	PMCD2202	.50	1.00/1.67		
	3/16" ID	4.8mm ID	PMC2203	PMCD2203	.50	1.20/1.88		
	1/4" ID	6.4mm ID	PMC2204	PMCD2204	.50	1.22/1.70		
TERMINATION IN-LINE FEMALE THREAD	THREAD SIZE		STRAIGHT THRU	SHUTOFF	A	B		
	10-32 UNF		PMC281032	PMCD281032	.58	.63/1.31		
TERMINATION ELBOW FERRULELESS POLYTUBE FITTING, PTF†	TUBING SIZE	METRIC EQ.	STRAIGHT THRU	SHUTOFF	A	B	D	
	5/32" OD, .10" ID	4.0mm OD, 2.5mm ID	PMC21025		.50	1.17	.75	
	1/4" OD, .17" ID	6.4mm OD, 4.3mm ID	PMC2104	PMCD2104	.50	1.17/1.21	.77	
TERMINATION ELBOW HOSE BARB	TUBING SIZE	METRIC EQ.	STRAIGHT THRU	SHUTOFF	A	B	D	
	1/8" ID	3.2mm ID	PMC2302	PMCD2302	.50	.85/1.21	.75/.69	
	1/4" ID	6.4mm ID	PMC2304	PMCD2304	.50	1.00/1.21	.95/.90	



All measurements are in inches (millimeters) unless otherwise noted. Tubing must meet stated inside and outside diameters. Couplings are pictured with valves unless otherwise noted. †NOTE: Colder's Ferruleless PTF (polytube fitting) terminations do not require ferrules to achieve a secure connection and are therefore easier to use and reuse. PTF fittings are designed for semi-rigid tubing, i.e., polyethylene, nylon, polyurethane, etc.

 | Call toll free 1-800-444-2474 or visit us at www.colder.com

Copyright © 2012 by Colder Products Company. All rights reserved. Colder Products Company, Colder Products and CPC are registered trademarks with the US Patent & Trademark Office.



Actual size



PM C 1 2 S E R I E S

Specifications

Pressure: Vacuum to 120 psi, 8.3 bar

Temperature:
32°F to 160°F (0°C to 71°C)

Materials:

Main components and valves: Polypropylene

Thumb latch: Stainless steel

Valve spring: 316 stainless steel

External spring and pin: Stainless steel

O-rings: EPDM

Sterilization:

Gamma: Up to 50 kGy irradiation

Color:

Almond

Tubing Sizes:

Microbore to 1/4" ID, Microbore to 6.4mm ID

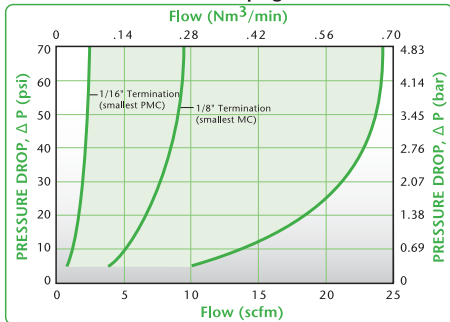
WARNING: Pressure, temperature, chemicals, and operating environment can affect the performance of couplings. It is the customer's responsibility to test the suitability of Colder products in their own application conditions. Use the graph to the right as a guide.

Don't forget: you can always visit www.colder.com for more product information.

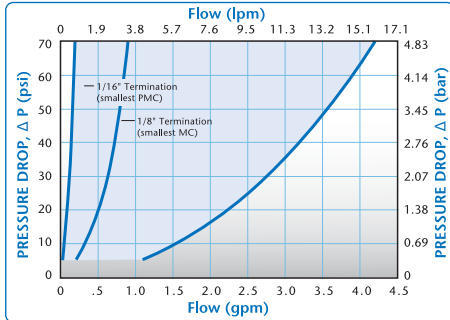
The 1/8" flow polypropylene PMC12 offers many of the same configuration options as the PMC. The polypropylene material adds greater chemical resistance and is gamma sterilizable. The PMC12 also mates to small diameter rigid tubing. Available with a 1/4-28 flat bottom port and 1/4-28 UNF threads, these couplings eliminate the need to thread and re-thread common compression nuts each time a tubing connection is made.

Features	Benefits
Polypropylene material	Chemically resistant and gamma-sterilizable
EPDM o-ring	Greater chemical resistance
Colder thumb latch	One-hand connection and disconnection
Integral terminations	Fewer leak points, shorter assemblies, faster installations

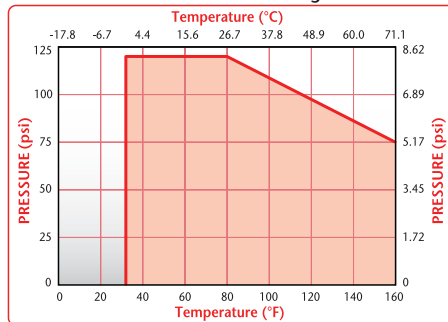
PMC12 Air Flow, 100 psig Inlet Pressure



PMC12 Water Flow



PMC12 Pressure Range



These graphs are intended to give you a general idea of the performance capabilities of each product line. The shaded area of each graph represents the operating range of the product family, i.e., upper and lower values are shown. Therefore, depending on the exact coupling configurations selected, you can reasonably expect values to fall within the shaded area.

Liquid Flow Rates

Liquid Flow Rate Information for Couplings

The chart below shows the flow rate for Colder couplings. Each coupling was tested with water at 70°F (21°C). To determine flow rates for specific coupling configurations use the formula to the right.

$$Q = C_v \sqrt{\frac{\Delta P}{S}}$$

Q=Flow rate in gallons per minute
 C_v=Average coefficient across various flow rates (see chart)
 ΔP=Pressure drop across coupling (psi)
 S=Specific gravity of liquid

C_v Values for 1/8" Flow PMC12 Couplings

BODIES	PMC12 2004	PMCD12 2004	PMC12 2006	PMCD12 2006	PMC12 2202	PMCD12 2202	PMC12 2204	PMCD12 2204	PMC12 2402	PMCD12 2402	PMC12 2404	PMCD12 2404	PMC12 2602	PMC12 2304	PMCD12 2104	PMC12 2304	PMCD12 2203	PMC12 2203	PMCD12 2201	PMC12 2201
PMC100212	.40	.18	.50	.19	.25	.16	.50	.19	.50	.20	.51	.19	.50	.50	.38	.24	.30	.17	.03	.03
PMCD100212	.27	.18	.31	.18	.24	.16	.28	.20	.26	.20	.29	.18	.26	.26	.27	.24	.25	.17	.03	.03
PMC100412	.40	.21	.50	.24	.26	.18	.50	.24	.50	.20	.51	.24	.50	.50	.38	.26	.30	.19	.03	.03
PMCD100412	.29	.19	.32	.23	.25	.17	.30	.23	.27	.21	.28	.23	.27	.28	.29	.24	.25	.18	.03	.03
PMC120412	.40	.18	.50	.18	.25	.16	.40	.18	.40	.16	.36	.18	.40	.40	.38	.21	.30	.17	.03	.03
PMCD120412	.21	.17	.22	.17	.20	.16	.22	.17	.21	.17	.20	.17	.21	.22	.21	.18	.21	.16	.03	.03
PMC160212	.23	.15	.28	.18	.19	.14	.27	.15	.27	.15	.28	.18	.27	.27	.23	.16	.20	.14	.03	.03
PMCD160212	.19	.15	.19	.15	.17	.14	.19	.15	.18	.15	.18	.15	.18	.19	.19	.15	.18	.14	.03	.03
PMC160412	.33	.23	.44	.24	.24	.18	.44	.23	.44	.20	.38	.24	.38	.44	.33	.26	.26	.19	.03	.03
PMCD160412	.23	.17	.26	.21	.22	.16	.26	.21	.26	.19	.25	.21	.21	.26	.23	.24	.22	.16	.03	.03
PMC170312	.25	.20	.30	.20	.20	.17	.30	.20	.30	.19	.28	.20	.28	.30	.25	.18	.21	.17	.03	.03
PMCD170312	.20	.17	.20	.17	.19	.15	.21	.17	.19	.17	.20	.17	.19	.20	.20	.16	.19	.16	.03	.03
PMC170112	.03	.03	.03	.03	.03	.03	.03	.03	.03	.03	.03	.03	.03	.03	.03	.03	.03	.03	.03	.02
PMCD170112	.03	.03	.03	.03	.03	.03	.03	.03	.03	.03	.03	.03	.03	.03	.03	.03	.03	.03	.03	.02



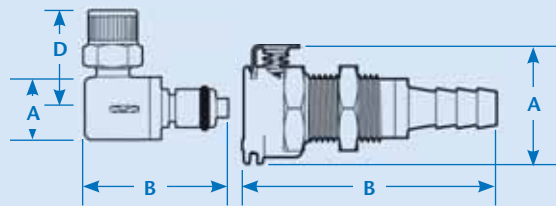
DID YOU KNOW ...

You can prevent misconnections and crossed lines to help protect people and equipment? One method of preventing tubing or line misconnection is by combining different sizes of standard couplings to make correct line connections obvious to users. The following guidelines can help:

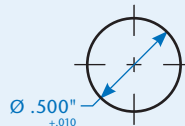
- Use one APC coupling and one PLC coupling.
- Use one MC/PMC size and one LC/PLC size.
- Use one panel mount body and one panel mount insert.
- Use Multi-Mount couplings (connect 3-5 lines simultaneously).



Product Dimensions



A = Height/Diameter
 B = Total Length (including valve)
 D = Elbow Radial Length



	PANEL OPENING	MAX. PANEL THICKNESS	MIN. PANEL THICKNESS
COUPLING BODIES	see drawing	.50	.05
COUPLING INSERTS	see drawing	.30	.06



PANEL NUT HEX	PANEL NUT THREAD
5/8	1/2-24UNF

Coupling Bodies

POLYPROPYLENE

	TERMINATION IN-LINE PIPE THREAD	THREAD SIZE 1/8" NPT 1/8" BSPT 1/4" NPT 1/4" BSPT		STRAIGHT THRU PMC100212 PMC100212BSPT PMC100412 PMC100412BSPT	SHUTOFF PMCD100212 PMCD100212BSPT PMCD100412 PMCD100412BSPT	A .88 .88 .88 .88	B 1.00 1.00 1.10 1.10
	TERMINATION PANEL MOUNT FERRULELESS POLYTUBE FITTING, PTF†	TUBING SIZE 1/4" OD, .17" ID	METRIC EQ. 6.4mm OD, 4.3mm ID	STRAIGHT THRU PMC120412	SHUTOFF PMCD120412	A .79	B 1.72
	TERMINATION PANEL MOUNT HOSE BARB	TUBING SIZE 1/16" ID 1/8" ID 1/4" ID	METRIC EQ. 1.6mm ID 3.2mm ID 6.4mm ID	STRAIGHT THRU PMC160112 PMC160212 PMC160412	SHUTOFF PMCD160112 PMCD160212 PMCD160412	A .88 .88 .88	B 1.40 1.65 1.85
	TERMINATION IN-LINE FERRULELESS POLYTUBE FITTING, PTF†	TUBING SIZE 1/4" OD, .17" ID	METRIC EQ. 6.4mm OD, 4.3mm ID	STRAIGHT THRU PMC130412	SHUTOFF PMCD130412	A .89	B 1.74
	TERMINATION IN-LINE HOSE BARB	TUBING SIZE 1/16" ID 1/8" ID 1/4" ID	METRIC EQ. 1.6mm ID 3.2mm ID 6.4mm ID	STRAIGHT THRU PMC170112 PMC170212 PMC170412	SHUTOFF PMCD170112 PMCD170212 PMCD170412	A .89 .89 .89	B 1.42 1.67 1.87

PMC12 1/4-28 Coupling Bodies

POLYPROPYLENE

	TERMINATION PANEL MOUNT WITH A 1/4-28 FLAT BOTTOM PORT				SHUTOFF PMCD18042812	A 0.88	B 1.57
	TERMINATION IN-LINE WITH A 1/4-28 FLAT BOTTOM PORT				SHUTOFF PMCD19042812	A 0.89	B 1.57

All measurements are in inches (millimeters) unless otherwise noted. Tubing must meet stated inside and outside diameters. †NOTE: Colder's Ferruleless PTF (polytube fitting) terminations do not require ferrules to achieve a secure connection and are therefore easier to use and reuse. PTF fittings are designed for semi-rigid tubing, i.e., polyethylene, nylon, polyurethane, etc.

POLYPROPYLENE

TERMINATION IN-LINE PIPE THREAD	THREAD SIZE 1/8" NPT		STRAIGHT THRU PMC240212	SHUTOFF PMCD240212	A .58	B 1.03/1.45	
TERMINATION IN-LINE FERRULELESS POLYTUBE FITTING, PTF†	TUBING SIZE 1/4" OD, .17" ID	METRIC EQ. 6.4mm OD, 4.3mm ID	STRAIGHT THRU PMC200412	SHUTOFF PMCD200412	A .58	B 1.15/1.58	
TERMINATION IN-LINE HOSE BARB	TUBING SIZE 1/16" ID 1/8" ID 1/4" ID	METRIC EQ. 1.6mm ID 3.2mm ID 6.4mm ID	STRAIGHT THRU PMC220112 PMC220212 PMC220412	SHUTOFF PMCD220112 PMCD220212 PMCD220412	A .50 .50 .50	B .80/1.47 1.05/1.67 1.20/1.71	
TERMINATION ELBOW FERRULELESS POLYTUBE FITTING, PTF†	TUBING SIZE 5/32" OD, .10" ID 1/4" OD, .17" ID	METRIC EQ. 4.0mm OD, 2.5mm ID 6.4mm OD, 4.3mm ID	STRAIGHT THRU PMC2102512 PMC210412	SHUTOFF PMCD2102512 PMCD210412	A .50 .50	B 1.09/1.21 1.17/1.21	D .77 .77
TERMINATION ELBOW HOSE BARB	TUBING SIZE 1/8" ID 1/4" ID	METRIC EQ. 3.2mm ID 6.4mm ID	STRAIGHT THRU PMC230212 PMC230412	SHUTOFF PMCD230212 PMCD230412	A .50 .50	B 1.09/1.21 1.09/1.21	D .69 .90



PMC12 1/4-28 Coupling Inserts

POLYPROPYLENE

TERMINATION IN-LINE WITH 1/4-28 UNF THREADS			STRAIGHT THRU PMC24042812	SHUTOFF PMCD24042812	A .50	B 1.48	
TERMINATION PANEL MOUNT WITH A 1/4-28 FLAT BOTTOM PORT				SHUTOFF PMCD48042812	A .72	B 1.55	



Nuts

TUBING SIZE	DESCRIPTION	PART NUMBER
1/16" and 1.8mm	1/4-28 Polypropylene Nut (natural)	2418900
1/8" and 3mm	1/4-28 Polypropylene Nut (natural)	2419000
1/16" and 1.8mm	1/4-28 Acetal Nut (black)	2419199
1/8" and 3mm	1/4-28 Acetal Nut (black)	2419299



Ferrules

TUBING SIZE	DESCRIPTION	PART NUMBER
1/16"	Ferrule, ETFE (blue)	2419300
1/8"	Ferrule, ETFE (yellow)	2419400
1.8mm	Ferrule, ETFE (green)	2419500
3.0mm	Ferrule, ETFE (orange)	2419600



All measurements are in inches (millimeters) unless otherwise noted. Tubing must meet stated inside and outside diameters. Couplings are pictured with valves unless otherwise noted. †NOTE: Colder's Ferruleless PTF (polytube fitting) terminations do not require ferrules to achieve a secure connection and are therefore easier to use and reuse. PTF fittings are designed for semi-rigid tubing, i.e., polyethylene, nylon, polyurethane, etc.



MC SERIES

Specifications

Pressure: Vacuum to 250 psi, 17.3 bar

Temperature:
-40°F to 180°F (-40°C to 82°C)
(High temperature versions available with ratings to 400°F)

Materials:
Main components: Chrome-plated brass
Thumb latch: Stainless steel

Valves: Acetal
Valve spring: 316 stainless steel
External springs and pin: Stainless steel
O-rings: Buna-N

Finish: Chrome

Tubing Sizes:
1/8" to 1/4" ID, 3.2mm to 6.4mm ID

WARNING: Pressure, temperature, chemicals, and operating environment can affect the performance of couplings. It is the customer's responsibility to test the suitability of Colder's products in their own application conditions.

Colder's MC Series chrome-plated brass

couplings are built tough and made to last in the most demanding applications. Ideal for use with higher temperatures or pressures, MC Series couplings feature one-hand operation for swift and easy connects and disconnects. These couplings offer the flexibility of multiple configurations and terminations and mate with both PMC acetal and PMC12 polypropylene couplings.

Features

- Brass material
- High temperature capability
- Colder thumb latch
- Compatible

Benefits

- Durable and able to withstand higher pressure and temperature
- Versions rated to 400°F (204°C)
- One-hand connection and disconnection
- MC mates with PMC and PMC12 Series couplings

Note: High temperature versions available with ratings to 400°F. Call Customer Service for more information.

Liquid Flow Rates

Liquid Flow Rate Information for Couplings

The chart below shows the flow rate for Colder couplings. Each coupling was tested with water at 70°F (21°C). To determine flow rates for specific coupling configurations use the formula to the right.

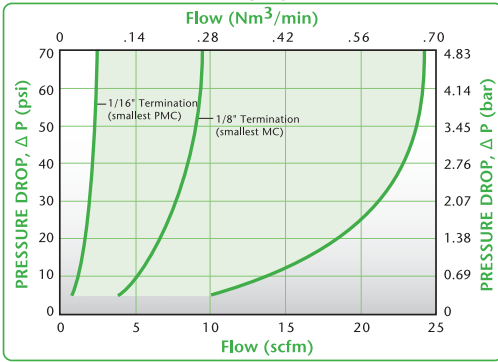
$$Q = C_v \sqrt{\frac{\Delta P}{S}}$$

Q=Flow rate in gallons per minute
C_v=Average coefficient across various flow rates (see chart)
ΔP=Pressure drop across coupling (psi)
S=Specific gravity of liquid

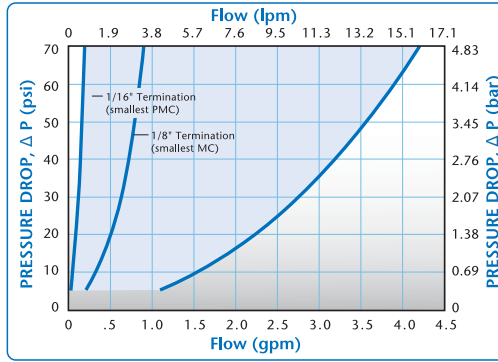
C_v Values for 1/8" Flow MC Couplings

BODIES	MC 2004	MCD 2004	MC 2006	MCD 2006	MC 2202	MCD 2202	MC 2204	MCD 2204	MC 2402	MCD 2402	MC 2404	MCD 2404	MC 2602	MC 2304	MC 2104	MCD 2304	MC 2203	MCD 2203
MC1002	.40	.18	.50	.19	.25	.16	.50	.19	.50	.20	.51	.19	.50	.50	.38	.24	.30	.17
MCD1002	.27	.18	.31	.18	.24	.16	.28	.20	.26	.20	.29	.18	.26	.26	.27	.24	.25	.17
MC1004	.40	.21	.50	.24	.26	.18	.50	.24	.50	.20	.51	.24	.50	.50	.38	.26	.30	.19
MCD1004	.29	.19	.32	.23	.25	.17	.30	.23	.27	.21	.28	.23	.27	.28	.29	.24	.25	.183
MC1204	.40	.18	.50	.18	.25	.16	.40	.18	.40	.16	.36	.18	.40	.40	.38	.21	.30	.173
MCD1204	.21	.17	.22	.17	.20	.16	.22	.17	.21	.17	.20	.17	.21	.22	.21	.18	.21	.16
MC1602	.23	.15	.28	.18	.19	.14	.27	.15	.27	.15	.28	.18	.27	.27	.23	.16	.20	.14
MCD1602	.19	.15	.19	.15	.17	.14	.19	.15	.18	.15	.18	.15	.18	.19	.19	.15	.18	.14
MC1604	.33	.23	.44	.24	.24	.18	.44	.23	.44	.20	.38	.24	.38	.44	.33	.26	.26	.19
MCD1604	.23	.17	.26	.21	.22	.16	.26	.21	.26	.19	.25	.21	.21	.26	.23	.24	.22	.16
MC1703	.25	.20	.30	.20	.20	.17	.30	.20	.30	.19	.28	.20	.28	.30	.25	.18	.21	.17
MCD1703	.20	.17	.20	.17	.19	.15	.21	.17	.19	.17	.20	.17	.19	.20	.20	.16	.19	.16

MC Air Flow, 100 psig Inlet Pressure



MC Water Flow



These graphs are intended to give you a general idea of the performance capabilities of each product line. The shaded area of each graph represents the operating range of the product family, i.e., upper and lower values are shown. Therefore, depending on the exact coupling configurations selected, you can reasonably expect values to fall within the shaded area.



DID YOU KNOW ...

Colder's MC Series couplings are also available in keyed, color-coded versions? Specifically designed for applications requiring foolproof connections and non-interchangeable lines, these couplings are a durable and attractive solution for high-volume applications. Contact Colder for more information.



Nu

Nu-Seal® Specifications

Pressure:
Vacuum to 20 psi, 1.4 bar

Materials:
Main components:
Low density polyethylene

Color:
Translucent

Tubing Size:
1/8" ID, 3.2mm ID

Nu-Seal® quick disconnect coupling

inserts feature a patented integral seal and are USP Class VI compliant. These economic inserts are ideal for applications that require limited connect/disconnect cycles.



POLYETHYLENE

TERMINATION	TUBING SIZE	METRIC EQ.	PART NO.	HEIGHT	LENGTH
IN-LINE	1/8" ID	3.2 mm ID	DSM2202	.50	.98
HOSE BARB					

Coupling bodies must have integral terminations to be compatible.

Features

- Patented integral seal
- Low density polyethylene
- Chemically resistant
- Compatible

Benefits

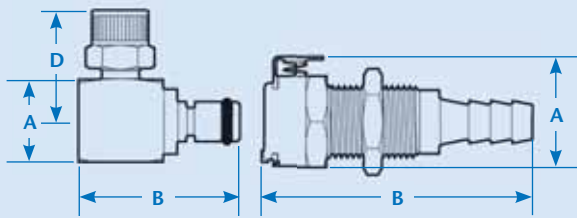
- Economical, allows for disposability and provides leak-free connections
- Sterilizable by EtO, E-beam & gamma
- Works in many critical USP Class VI material applications
- Mates with MC, PMC, PMC12 couplings



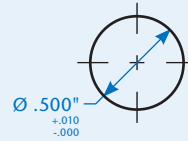
Call toll free 1-800-444-2474 or visit us at www.colder.com

Copyright © 2012 by Colder Products Company. All rights reserved. Colder Products Company, Colder Products and CPC are registered trademarks with the US Patent & Trademark Office.

Product Dimensions



A = Height/Diameter
 B = Total Length (including valve)
 D = Elbow Radial Length



	PANEL OPENING	MAX. PANEL THICKNESS	MIN. PANEL THICKNESS
COUPLING BODIES (except male thread)	see drawing	.50	.05
MALE THREAD	see drawing	.21	.05
COUPLING INSERTS	see drawing	.30	.05



PANEL NUT HEX	PANEL NUT THREAD
5/8	1/2-24UNF

Coupling Bodies

CHROME-PLATED BRASS

	TERMINATION IN-LINE PIPE THREAD	THREAD SIZE 1/8" NPT 1/8" BSPT 1/4" NPT 1/4" BSPT		STRAIGHT THRU MC1002 MC1002BSPT MC1004 MC1004BSPT	SHUTOFF MCD1002 MCD1002BSPT MCD1004 MCD1004BSPT	A .76 .76 .76 .76	B 1.00 1.00 1.10 1.10
	TERMINATION PANEL MOUNT FERRULELESS POLYTUBE FITTING, PTF†	TUBING SIZE 5/32" OD, .10" ID 1/4" OD, .17" ID	METRIC EQ. 4.0mm OD, 2.5mm ID 6.4mm OD, 4.3mm ID	STRAIGHT THRU MC12025 MC1204	SHUTOFF MCD12025 MCD1204	A .76 .76	B 1.67 1.77
	TERMINATION PANEL MOUNT HOSE BARB	TUBING SIZE 1/8" ID 3/16" ID 1/4" ID	METRIC EQ. 3.2mm ID 4.8mm ID 6.4mm ID	STRAIGHT THRU MC1602 MC1603 MC1604	SHUTOFF MCD1602 MCD1603 MCD1604	A .76 .76 .76	B 1.67 1.89 1.89
	TERMINATION PANEL MOUNT FEMALE THREAD	THREAD SIZE 10-32 UNF		STRAIGHT THRU MC181032	SHUTOFF MCD181032	A .76	B 1.22
	TERMINATION PANEL MOUNT MALE THREAD	THREAD SIZE 1/8" NPT		STRAIGHT THRU MC1502	SHUTOFF MCD1502	A .76	B 1.20
	TERMINATION IN-LINE FERRULELESS POLYTUBE FITTING, PTF†	TUBING SIZE 1/4" OD, .17" ID	METRIC EQ. 6.4mm OD, 4.3mm ID	STRAIGHT THRU MC1304	SHUTOFF MCD1304	A .76	B 1.77
	TERMINATION IN-LINE HOSE BARB	TUBING SIZE 1/8" ID 3/16" ID 1/4" ID	METRIC EQ. 3.2mm ID 4.8mm ID 6.4mm ID	STRAIGHT THRU MC1702 MC1703 MC1704	SHUTOFF MCD1702 MCD1703 MCD1704	A .76 .76 .76	B 1.67 1.89 1.89

All measurements are in inches (millimeters) unless otherwise noted. Tubing must meet stated inside and outside diameters. †NOTE: Colder's Ferruleless PTF (polytube fitting) terminations do not require ferrules to achieve a secure connection and are therefore easier to use and reuse. PTF fittings are designed for semi-rigid tubing, i.e., polyethylene, nylon, polyurethane, etc. NOTE: Elbow configurations are available. Contact Colder for more information.

CHROME-PLATED BRASS

TERMINATION IN-LINE PIPE THREAD	THREAD SIZE		STRAIGHT THRU	SHUTOFF	A	B		
	1/8" NPT		MC2402	MCD2402	.58	1.03/1.43		
	1/8" BSPT		MC2402BSPT	MCD2402BSPT	.58/.72	1.03/1.43		
	1/4" NPT		MC2404	MCD2404	.65	1.08/1.43		
TERMINATION IN-LINE PIPE THREAD (FEMALE)	THREAD SIZE		STRAIGHT THRU	SHUTOFF	A	B		
	1/8" NPT Female		MC2602	MCD2602	.58	.95/1.65		
	1/4" NPT Female		MC2604	MCD2604	.72	1.15/1.82		
	1/4" BSPP Female		MC2604BSPP	MCD2604BSPP	.72	1.23/1.91		
TERMINATION PANEL MOUNT FERRULELESS POLYTUBE FITTING, PTF†	TUBING SIZE	METRIC EQ.	STRAIGHT THRU	SHUTOFF	A	B		
	1/4" OD, .17" ID	6.4mm OD, 4.3mm ID	MC4004	MCD4004	.72	1.75/1.85		
TERMINATION PANEL MOUNT HOSE BARB	TUBING SIZE	METRIC EQ.	STRAIGHT THRU	SHUTOFF	A	B		
	1/8" ID	3.2mm ID	MC4202	MCD4202	.72	1.65/1.75		
	3/16" ID	4.8mm ID	MC4203	MCD4203	.72	1.87/1.97		
	1/4" ID	6.4mm ID	MC4204	MCD4204	.72	1.87/1.97		
TERMINATION IN-LINE FERRULELESS POLYTUBE FITTING, PTF†	TUBING SIZE	METRIC EQ.	STRAIGHT THRU	SHUTOFF	A	B		
	5/32" OD, .10" ID	4.0mm OD, 2.5mm ID	MC20025	MCD20025	.58	1.13/1.53		
	1/4" OD, .17" ID	6.4mm OD, 4.3mm ID	MC2004	MCD2004	.58	1.15/1.55		
	3/8" OD, .25" ID	9.5mm OD, 6.4mm ID	MC2006	MCD2006	.58	1.30/1.50		
TERMINATION IN-LINE HOSE BARB	TUBING SIZE	METRIC EQ.	STRAIGHT THRU	SHUTOFF	A	B		
	1/8" ID	3.2mm ID	MC2202	MCD2202	.58	1.05/1.65		
	3/16" ID	4.8mm ID	MC2203	MCD2203	.58	1.25/1.85		
	1/4" ID	6.4mm ID	MC2204	MCD2204	.58	1.25/1.67		
TERMINATION IN-LINE FEMALE THREAD	THREAD SIZE		STRAIGHT THRU	SHUTOFF	A	B		
	10-32 UNF		MC281032	MCD281032	.58	.63/1.30		
TERMINATION ELBOW FERRULELESS POLYTUBE FITTING, PTF†	TUBING SIZE	METRIC EQ.	STRAIGHT THRU	SHUTOFF	A	B	D	
	5/32" OD, .10" ID	4.0mm OD, 2.5mm ID	MC21025	MCD21025	.63	1.18/1.28	.81	
	1/4" OD, .17" ID	6.4mm OD, 4.3mm ID	MC2104	MCD2104	.63	1.18/1.28	.83	
TERMINATION ELBOW HOSE BARB	TUBING SIZE	METRIC EQ.	STRAIGHT THRU	SHUTOFF	A	B	D	
	1/8" ID	3.2mm ID	MC2302	MCD2302	.62	1.18/1.28	.76	
	1/4" ID	6.4mm ID	MC2304	MCD2304	.63	1.18/1.28	.76	

Also available in NSF listed versions, please visit our web site for part number information 

All measurements are in inches (millimeters) unless otherwise noted. Tubing must meet stated inside and outside diameters. Couplings are pictured with valves unless otherwise noted. †NOTE: Colder's Ferruleless PTF (polytube fitting) terminations do not require ferrules to achieve a secure connection and are therefore easier to use and reuse. PTF fittings are designed for semi-rigid tubing, i.e., polyethylene, nylon, polyurethane, etc. NOTE: Elbow configurations are available. Contact Colder for more information.



NS212 SERIES

Specifications

Pressure: Vacuum to 45 psi, 3.1 bar

Temperature:
32°F to 120°F (0°C to 49°C)

Materials:
Main components and valves: Glass-filled polypropylene
Valve spring: 316 stainless steel
Seal material: EPDM (FKM/Simriz® FFKM optional)

Color: Gray with black accent standard

Tubing Sizes:
1/8" and 1/4" ID, 3.2mm and 6.4mm ID

Spillage: <0.025 cc/disconnect

Inclusion: 0.009 cc/connect

WARNING: Pressure, temperature, chemicals, and operating environment can affect the performance of couplings. It is the customer's responsibility to test the suitability of Colder's products in their own application conditions.

NS212 Series couplings were built on the company's proven platform of non-spill valves designed to provide fast, safe and leak-free fluid line connections. The NS212 is an easy, twist-to-connect coupling with an integrated locking mechanism and double-sided non-spill shutoff valves. It is also chemically resistant and ideal for a diverse range of applications including printing and ink management, analytical instrumentation, electronic cooling and chemical handling. NS212 couplings provide high-flow fluid transfer in a small footprint.

Features

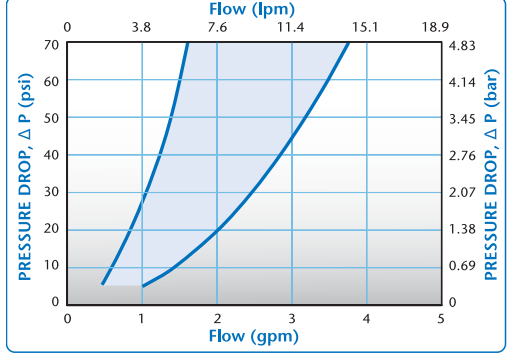
- Efficient, non-spill design
- Multiple seal materials
- Twist-to-connect locking
- Compact design
- Ultra low air inclusion

Benefits

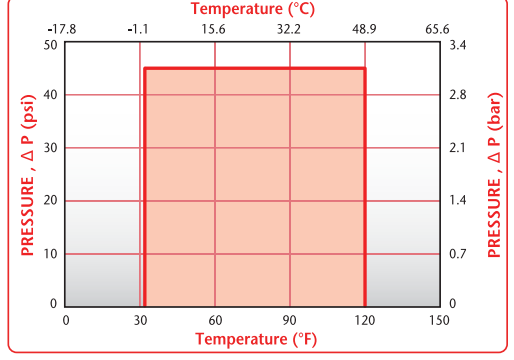
- Disconnect under pressure with no spills
- Broad chemical compatibility for diverse applications
- Easy, non-spill connections in tight spaces
- High flow in a small connector
- Minimizes contaminants, reduces the need to purge lines

The NS212 does not mate with NS2. Contact Colder for additional compatibility information.

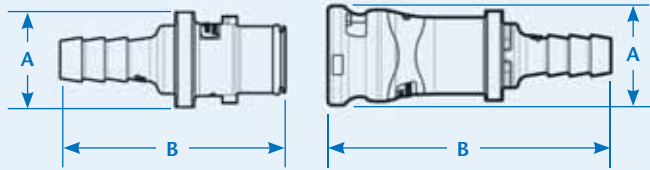
NS212 Water Flow



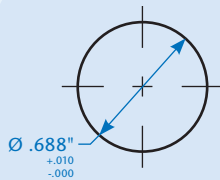
NS212 Pressure Range



These graphs are intended to give you a general idea of the performance capabilities of each product line. The shaded area of each graph represents the operating range of the product family, i.e., upper and lower values are shown. Therefore, depending on the exact coupling configurations selected, you can reasonably expect values to fall within the shaded area.



A = Height/Diameter
B = Total Length



COUPLING BODIES

PANEL OPENING	MAX. PANEL THICKNESS	MIN. PANEL THICKNESS
see drawing	.30	.050

Product Dimensions

Coupling Bodies

POLYPROPYLENE

TERMINATION	THREAD		SHUTOFF	A	B
IN-LINE PIPE THREAD	1/8" NPT		NS2D100212	.71	1.74
IN-LINE FERRULESS POLYTUBE FITTING, PTF†	TUBING SIZE 1/4" OD, .17 ID	METRIC EQ. 6.4mm OD, 4.3mm ID	SHUTOFF NS2D130412	A .71	B 1.87
IN-LINE HOSE BARB	TUBING SIZE 1/8" ID 1/4" ID	METRIC EQ. 3.2mm ID 6.4mm ID	SHUTOFF NS2D170212 NS2D170412	A .71 .71	B 1.87 2.05
PANEL MOUNT FERRULESS POLYTUBE FITTING, PTF†	TUBING SIZE 1/4" OD, .17 ID	METRIC EQ. 6.4mm OD, 4.3mm ID	SHUTOFF NS2D120412	A .88	B 1.87
PANEL MOUNT HOSE BARB	TUBING SIZE 1/8" ID 1/4" ID	METRIC EQ. 3.2mm ID 6.4mm ID	SHUTOFF NS2D160212 NS2D160412	A .88 .88	B 1.79 2.05

Coupling Inserts

POLYPROPYLENE

TERMINATION	THREAD		SHUTOFF	A	B
IN-LINE PIPE THREAD	1/8" NPT		NS2D240212	.64	1.27
IN-LINE FERRULESS POLYTUBE FITTING, PTF†	TUBING SIZE 1/4" OD, .17 ID	METRIC EQ. 6.4mm OD, 4.3mm ID	SHUTOFF NS2D200412	A .64	B 1.39
IN-LINE HOSE BARB	TUBING SIZE 1/8" ID 1/4" ID	METRIC EQ. 3.2mm ID 6.4mm ID	SHUTOFF NS2D220212 NS2D220412	A .64 .64	B 1.32 1.52

Accessories

PANEL MOUNT GASKET REPLACEMENT	MATERIAL	PART NO.
For sealing panel mount bodies listed above	Buna-N	1830300



All measurements are in inches (millimeters) unless otherwise noted. Tubing must meet stated inside and outside diameters. PTF fittings are designed for semi-rigid tubing, i.e., polyethylene, nylon, polyurethane, etc. †NOTE: Colder's Ferruleless PTF (polytube fitting) terminations do not require ferrules to achieve a secure connection and are therefore easier to use and reuse.

Call toll free 1-800-444-2474 or visit us at www.colder.com

Copyright © 2012 by Colder Products Company. All rights reserved. Colder Products Company, Colder Products and CPC are registered trademarks with the US Patent & Trademark Office.

Specifications

Pressure: Vacuum to 120 psi, 8.3 bar

Temperature:
-40°F to 180°(-40°C to 82°C)

Materials:

Main components and valves: Acetal

Thumb latch: Stainless steel

Valve spring: 316 stainless steel

External springs and pin: Stainless steel

O-rings: Buna-N

Color: Natural white, others available

Tubing Sizes:

1/4" to 3/8" ID, 6.4mm to 9.5mm ID

JG® Tubing Specifications:

Tube tolerances: 1/4" OD, +0.001/-0.004 | 3/8" OD, +0.001/-0.004

Tube Types: Plastic tube: Polyethylene, nylon, polyurethane. For soft or thin wall tubing with JG® terminations, tube supports are recommended.

Metal tube: Brass, copper and mild steel



The 1/4" flow PLC Series is proven worldwide in thousands of applications and offers the widest selection of sizes and configurations. PLC couplings are injection molded from acetal thermoplastic and are resistant to most mild chemical solutions. One-hand connection/disconnection, plus integral terminations make the PLC Series the choice for ease of use and manufacture.

Features

Colder thumb latch
Integral terminations

Clicks when connected
Compatible

Benefits

One-hand connection and disconnection
Fewer leak points, shorter assemblies,
faster installations

Assurance of a reliable connection
Mates with LC Series couplings

Also available in NSF listed versions, please visit our web site for part number information



Liquid Flow Rates

Liquid Flow Rate Information for Couplings

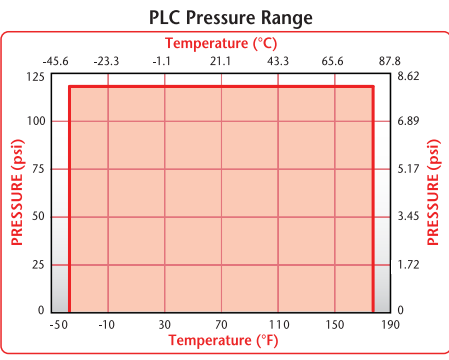
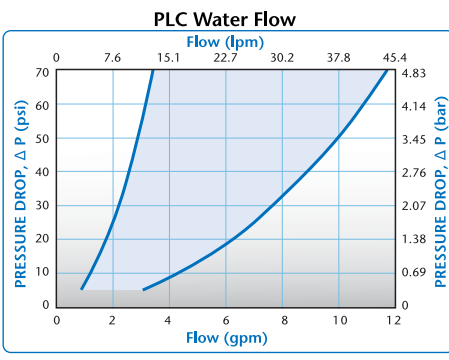
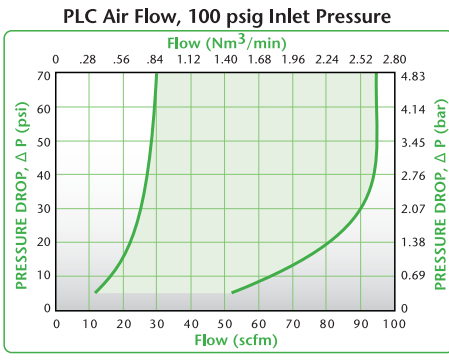
The chart below shows the flow rate for Colder couplings. Each coupling was tested with water at 70°F (21°C). To determine flow rates for specific coupling configurations use the formula to the right.

$$Q = C_v \sqrt{\frac{\Delta P}{S}}$$

Q=Flow rate in gallons per minute
C_v=Average coefficient across various flow rates (see chart)
ΔP=Pressure drop across coupling (psi)
S=Specific gravity of liquid

C_v Values for 1/4" Flow PLC Couplings

BODIES	PLC 20004	PLCD 20004	PLC 20006	PLCD 20006	PLC 22004	PLCD 22004	PLC 22006	PLCD 22006	PLC 24004	PLCD 24004	PLC 24006	PLCD 24006	PLC 26004
PLC10004	.40	.36	1.05	.58	.83	.56	1.40	.82	1.40	.75	1.40	.77	.83
PLCD10004	.36	.31	.73	.48	.66	.41	.82	.50	.80	.45	.77	.45	.81
PLC10006	.40	.36	1.05	.60	.83	.56	1.40	.81	1.40	.76	1.40	.76	.83
PLCD10006	.37	.31	.81	.47	.70	.43	1.02	.51	.98	.46	.99	.48	.98
PLC12006	.38	.36	.84	.63	.74	.56	1.14	.75	1.14	.70	1.14	.72	.74
PLCD12006	.38	.33	.78	.49	.68	.44	.84	.49	.81	.43	.82	.44	.81
PLC16004	.38	.37	.87	.54	.95	.51	1.00	.70	.95	.64	1.00	.66	.95
PLCD16004	.37	.31	.61	.44	.57	.41	.78	.44	.78	.43	.75	.46	.78
PLC16006	.38	.37	1.00	.57	.95	.53	1.40	.80	1.40	.71	1.40	.73	1.40
PLCD16006	.38	.32	.71	.49	.63	.42	.89	.51	.96	.45	.92	.49	.97



These graphs are intended to give you a general idea of the performance capabilities of each product line. The shaded area of each graph represents the operating range of the product family, i.e., upper and lower values are shown. Therefore, depending on the exact coupling configurations selected, you can reasonably expect values to fall within the shaded area.



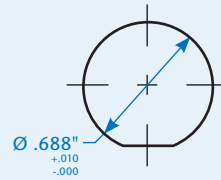
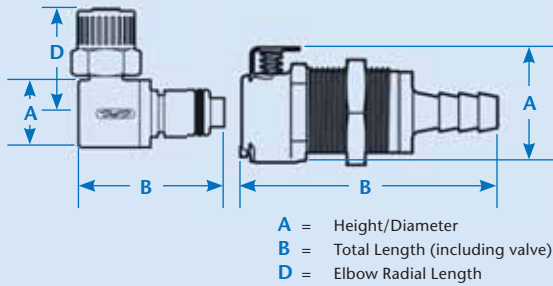
Decoding Coupling Options

Often times, it can be an overwhelming task to decipher which coupling best fits your application needs. The chart below helps to decode popular Colder couplings.

1/4" FLOW OPTIONS	PRIMARY MATERIAL	O-RING	APPLICATION BENEFITS
PLC	ACETAL	BUNA-N	GENERAL PURPOSE PLASTIC CONNECTOR WITH METAL LATCH
PLC12	POLYPROPYLENE	EPDM	EXPANDED CHEMICAL COMPATIBILITY
LC	CHROME-PLATED BRASS	BUNA-N	HIGHER OPERATING TEMPERATURE AND PRESSURE
APC	ACETAL	BUNA-N	PLASTIC THUMB LATCH
BREAKAWAY [®]	ACETAL	BUNA-N	BREAKAWAY LATCH
NS4	GLASS-FILLED POLYPROPYLENE	EPDM	DRYBREAK, NON-SPILL CONNECT AND DISCONNECT, EVEN UNDER PRESSURE

For further information please contact Colder Customer Service at 1-800-444-2474 or 651-645-0091.

Product Dimensions



	PANEL OPENING	MAX. PANEL THICKNESS	MIN. PANEL THICKNESS
COUPLING BODIES	see drawing	.50	.05
COUPLING INSERTS	see drawing	.30	.05

PANEL NUT HEX	PANEL NUT THREAD
13/16	11/16-24UNEF

Coupling Bodies

ACETAL

	TERMINATION IN-LINE PIPE THREAD	THREAD SIZE 1/4" NPT 1/4" BSPT 3/8" NPT 3/8" BSPT		STRAIGHT THRU PLC10004 PLC10004BSPT PLC10006 PLC10006BSPT	SHUTOFF PLCD10004 PLCD10004BSPT PLCD10006 PLCD10006BSPT	A .90 .90 .90 .90	B 1.17 1.15 1.15 1.15
	TERMINATION PANEL MOUNT FERRULELESS POLYTUBE FITTING, PTF†	TUBING SIZE 1/4" OD, .17" ID 3/8" OD, .25" ID	METRIC EQ. 6.4mm OD, 4.3mm ID 8.0mm OD, 6.0mm ID 9.5mm OD, 6.4mm ID 10.0mm OD, 8.0mm ID	STRAIGHT THRU PLC12004 PLC120M8 PLC12006 PLC120M10	SHUTOFF PLCD12004 PLCD120M8 PLCD12006 PLCD120M10	A .88 .88 .88 .88	B 1.87 1.95 1.95 1.95
	TERMINATION PANEL MOUNT HOSE BARB	TUBING SIZE 1/4" ID 5/16" ID 3/8" ID	METRIC EQ. 6.4mm ID 7.9mm ID 9.5mm ID	STRAIGHT THRU PLC16004 PLC16005 PLC16006	SHUTOFF PLCD16004 PLCD16005 PLCD16006	A .88 .88 .88	B 1.95 1.95 1.95
	TERMINATION PANEL MOUNT JG® PUSH-TO-CONNECT	TUBING SIZE 1/4" OD	METRIC EQ. 6.4mm OD	STRAIGHT THRU PLC11004	SHUTOFF PLCD11004	A .88	B 1.95
	TERMINATION IN-LINE FERRULELESS POLYTUBE FITTING, PTF†	TUBING SIZE 1/4" OD, .17" ID 3/8" OD, .25" ID	METRIC EQ. 6.4mm OD, 4.3mm ID 8.0mm OD, 6.0mm ID 9.5mm OD, 6.4mm ID 10.0mm OD, 8.0mm ID	STRAIGHT THRU PLC13004 PLC130M8 PLC13006 PLC130M10	SHUTOFF PLCD13004 PLCD130M8 PLCD13006 PLCD130M10	A .94 .94 .94 .94	B 1.82 1.95 1.95 1.95
	TERMINATION IN-LINE HOSE BARB	TUBING SIZE 1/4" ID 5/16" ID 3/8" ID	METRIC EQ. 6.4mm ID 7.9mm ID 9.5mm ID	STRAIGHT THRU PLC17004 PLC17005 PLC17006	SHUTOFF PLCD17004 PLCD17005 PLCD17006	A .94 .94 .94	B 1.80 /1.95 1.95 1.80 /1.95
	TERMINATION IN-LINE JG® PUSH-TO-CONNECT	TUBING SIZE 1/4" OD 3/8" OD (See page 138 for JG accessories)	METRIC EQ. 6.4mm OD 9.5mm OD	STRAIGHT THRU PLC14004 PLC14006	SHUTOFF PLCD14004 PLCD14006	A .94 .94	B 1.95 2.09

All measurements are in inches (millimeters) unless otherwise noted. Tubing must meet stated inside and outside diameters. †NOTE: Colder's Ferruleless Polytube Fitting terminations do not require ferrules to achieve a secure connection, which makes them easier to use and reuse. PTF fittings are designed for semi-rigid tubing, i.e., polyethylene, nylon, polyurethane, etc. NOTE: JG is a registered trademark of John Guest USA, Inc.

Coupling Inserts ACETAL

TERMINATION	THREAD SIZE		STRAIGHT THRU	SHUTOFF	A	B
IN-LINE PIPE THREAD	1/4" NPT		PLC24004	PLCD24004	.72	1.25/1.66
	1/4" BSPT		PLC24004BSPT	PLCD24004BSPT	.72	1.53/1.66
	3/8" NPT		PLC24006	PLCD24006	.87	1.25/1.63
	3/8" BSPT		PLC24006BSPT	PLCD24006BSPT	.87	1.51/1.63
PANEL MOUNT FERRULELESS POLYTUBE FITTING, PTF†	1/4" OD, .17" ID	6.4mm OD, 4.3mm ID	PLC40004	PLCD40004	.94	1.78/1.91
		8.0mm OD, 6.0mm ID	PLC400M8	PLCD400M8	.94	1.91/2.03
	3/8" OD, .25" ID	9.5mm OD, 6.4mm ID	PLC40006	PLCD40006	.94	1.91/2.05
		10.0mm OD, 8.0mm ID	PLC400M10	PLCD400M10	.94	1.91/2.05
PANEL MOUNT HOSE BARB	1/4" ID	6.4mm ID	PLC42004	PLCD42004	.94	1.91/2.05
	5/16" ID	7.9mm ID	PLC42005	PLCD42005	.94	1.91/2.05
	3/8" ID	9.5mm ID	PLC42006	PLCD42006	.94	1.91/2.05
PANEL MOUNT JG® PUSH-TO-CONNECT	1/4" OD	6.4mm OD	PLC41004	PLCD41004	.94	1.91/2.05
IN-LINE FERRULELESS POLYTUBE FITTING, PTF†	1/4" OD, .17" ID	6.4mm OD, 4.3mm ID	PLC20004	PLCD20004	.72	1.25/1.88
		8.0mm OD, 6.0mm ID	PLC200M8	PLCD200M8	.72	1.38/1.82
	3/8" OD, .25" ID	9.5mm OD, 6.4mm ID	PLC20006	PLCD20006	.72	1.38/1.82
		10.0mm OD, 8.0mm ID	PLC200M10	PLCD200M10	.72	1.38/1.82
IN-LINE HOSE BARB	1/4" ID	6.4mm ID	PLC22004	PLCD22004	.62	1.35/1.99
	5/16" ID	7.9mm ID	PLC22005	PLCD22005	.62	1.35/1.99
	3/8" ID	9.5mm ID	PLC22006	PLCD22006	.62	1.36/1.81
IN-LINE JG® PUSH-TO-CONNECT	1/4" OD	6.4mm OD	PLC29004	PLCD29004	.63	1.35/1.95
	3/8" OD	9.5mm OD	PLC29006	PLCD29006	.78	1.51/2.11
ELBOW FERRULELESS POLYTUBE FITTING, PTF†	3/8" OD, .25" ID	9.5mm OD, 6.4mm ID	PLC21006	PLCD21006	.61/.62	1.22/1.35 .85/.96
ELBOW HOSE BARB	1/4" ID	6.4mm ID	PLC23004	PLCD23004	.67/.63	1.10/1.28 .85/.96
	3/8" ID	9.5mm ID	PLC23006	PLCD23006	.67/.63	1.25/1.28 .90/.96



DID YOU KNOW ...

Colder couplings are available in **CUSTOM** colors. Acetal products can be dyed or molded in various colors and polypropylene can be molded in the color of your choice. Minimum quantities do apply; please contact Customer Service at 1-800-444-2474 or 651-645-0091 for more information.

All measurements are in inches (millimeters) unless otherwise noted. Tubing must meet stated inside and outside diameters. Couplings are pictured with valves unless otherwise noted. †NOTE: Colder's Ferruleless Polytube Fitting terminations do not require ferrules to achieve a secure connection, which makes them easier to use and reuse. PTF fittings are designed for semi-rigid tubing, i.e., polyethylene, nylon, polyurethane, etc. NOTE: JG is a registered trademark of John Guest USA, Inc.



Call toll free 1-800-444-2474 or visit us at www.colder.com

Copyright © 2012 by Colder Products Company. All rights reserved. Colder Products Company, Colder Products and CPC are registered trademarks with the US Patent & Trademark Office.



P L C 1 2 S E R I E S

Specifications

Pressure: Vacuum to 120 psi, 8.3 bar

Temperature:
32°F to 160°F (0°C to 71°C)

Materials:

Main components and valves:
Polypropylene

Thumb latch: Stainless steel

Valve spring: 316 stainless steel

External springs and pin: Stainless steel

O-rings: EPDM

Sterilization:

Gamma: Up to 50 kGy irradiation

Color:

Almond

Tubing Sizes:

1/4" to 3/8" ID, 6.4mm to 9.5mm ID

WARNING: Pressure, temperature, chemicals, and operating environment can affect the performance of couplings. It is the customer's responsibility to test the suitability of Colder's products in their own application conditions. Use the graph at the right as a guide.

The 1/4" flow polypropylene PLC12

offers many of the same configuration options as the PLC. The polypropylene material adds greater chemical resistance for more demanding applications. PLC12 couplings are also gamma sterilizable.

Features

- Polypropylene material
- EPDM o-rings
- Colder thumb latch
- Integral terminations

Benefits

- Chemically resistant and gamma sterilizable
- Greater chemical resistance
- One-hand connection and disconnection
- Fewer leak points, shorter assemblies, faster installations

Liquid Flow Rates

Liquid Flow Rate Information for Couplings

The chart below shows the flow rate for Colder couplings. Each coupling was tested with water at 70°F (21°C). To determine flow rates for specific coupling configurations use the formula to the right.

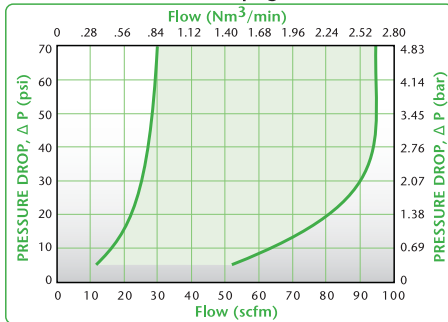
$$Q = C_v \sqrt{\frac{\Delta P}{S}}$$

Q=Flow rate in gallons per minute
C_v=Average coefficient across various flow rates (see chart)
ΔP=Pressure drop across coupling (psi)
S=Specific gravity of liquid

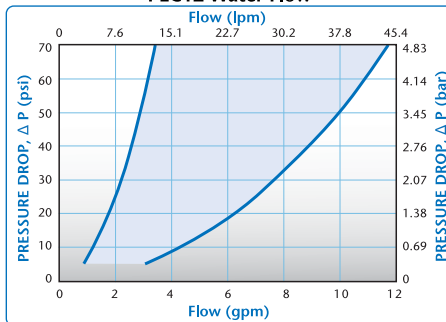
C_v Values for 1/4" Flow PLC12 Couplings

BODIES	PLC 20004	PLCD 20004	PLC 20006	PLCD 20006	PLC 22004	PLCD 22004	PLC 22006	PLCD 22006	PLC 24004	PLCD 24004	PLC 24006	PLCD 24006	PLC 26004
PLC1000412	.40	.36	1.05	.58	.83	.56	1.40	.82	1.40	.75	1.40	.77	.83
PLCD1000412	.36	.31	.73	.48	.66	.41	.82	.50	.80	.45	.77	.45	.81
PLC1000612	.40	.36	1.05	.60	.83	.56	1.40	.81	1.40	.76	1.40	.76	.83
PLCD1000612	.37	.31	.81	.47	.70	.43	1.02	.51	.98	.46	.99	.48	.98
PLC1200612	.38	.36	.84	.63	.74	.56	1.14	.75	1.14	.70	1.14	.72	.74
PLCD1200612	.38	.33	.78	.49	.68	.44	.84	.49	.81	.43	.82	.44	.81
PLC1600412	.38	.37	.87	.54	.95	.51	1.00	.70	.95	.64	1.00	.66	.95
PLCD1600412	.37	.31	.61	.44	.57	.41	.78	.44	.78	.43	.75	.46	.78
PLC1600612	.38	.37	1.00	.57	.95	.53	1.40	.80	1.40	.71	1.40	.73	1.40
PLCD1600612	.38	.32	.71	.49	.63	.42	.89	.51	.96	.45	.92	.49	.97

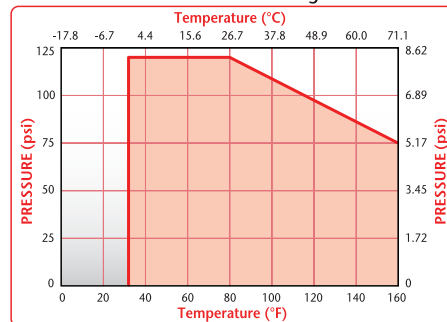
PLC12 Air Flow, 100 psig Inlet Pressure



PLC12 Water Flow



PLC12 Pressure Range



These graphs are intended to give you a general idea of the performance capabilities of each product line. The shaded area of each graph represents the operating range of the product family, i.e., upper and lower values are shown. Therefore, depending on the exact coupling configurations selected, you can reasonably expect values to fall within the shaded area.

SMART COUPLINGS WITH RFID



The **IdentiQuik® Series** of smart couplings are RFID enabled couplings used on equipment and in processes. RFID is an automatic identification method that relies on remotely writing and reading data. Smart coupling applications include: inventory level meters, medical equipment calibration, product protection, and many more.

IdentiQuik PLC Series

- (((**Identify misconnections:** eliminate out-of-sequence connections or misconnections due to operator error
- (((**Protect your brand:** prevent out-of-date, incorrect or misapplied products from being used
- (((**Prolong equipment life:** prevent the accidental or unintentional use of harmful media
- (((**Save time:** automatic documentation of package and media lot numbers, date codes and more

RFID Specifications

RF Communication Range:

Approximately 0.50"

Operating Voltage:

8-24V

Power Consumption:

1.2W Maximum

Communication:

ASCII RS-232 (DB-9),
USB

RFID Tags:

13.56 MHz
ISO 15693 - 112 bytes
programmable

NOTE: RFID tags not approved for e-beam or gamma sterilization.

Operating Temperature:
32°F to 150°F (0°C to 65°C)

Materials are listed on page 42. Customized parts (materials, voltage, termination, cable length, etc.) available. Call for more information.

Patented

Coupling Readers



TERMINATION	TUBING SIZE	METRIC EQ.
<i>IN-LINE</i>	1/4" ID	6.4mm ID
<i>HOSE BARB</i>	3/8" ID	9.5mm ID

Product Dimensions
(See drawing on page 44)

SHUTOFF	A	B
iPLCDR1700400	1.39	2.78
iPLCDR1700600	1.39	2.78

Coupling Inserts



TERMINATION	TUBING SIZE	METRIC EQ.	STRAIGHT THRU	SHUTOFF	A	B
<i>IN-LINE</i>	1/4" ID	6.4mm ID	iPLCT2200400	iPLCDT2200400	1.00	1.38/2.05
<i>HOSE BARB</i>	3/8" ID	9.5mm ID	iPLCT2200600	iPLCDT2200600	1.05	1.74/1.87



TERMINATION	TUBING SIZE	METRIC EQ.	STRAIGHT THRU	SHUTOFF	A	B
<i>ELBOW</i>	1/4" ID	6.4mm ID	iPLCT2300400	iPLCDT2300400	1.48	1.27/1.40
<i>HOSE BARB</i>	3/8" ID	9.5mm ID	iPLCT2300600	iPLCDT2300600	1.48	1.33/1.46

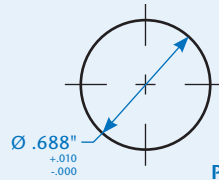
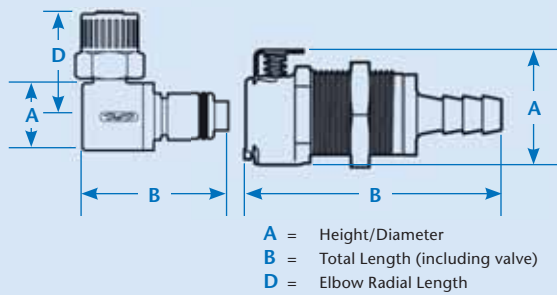
All measurements are in inches (millimeters) unless otherwise noted. Tubing must meet stated inside and outside diameters.



Call toll free 1-800-444-2474 or visit us at www.colder.com

Copyright © 2012 by Colder Products Company. All rights reserved. Colder Products Company, Colder Products and CPC are registered trademarks with the US Patent & Trademark Office.

Product Dimensions



	PANEL OPENING	MAX. PANEL THICKNESS	MIN. PANEL THICKNESS
COUPLING BODIES	see drawing	.30	.02
COUPLING INSERTS	see drawing	.30	.02



PANEL NUT HEX	PANEL NUT THREAD
13/16	11/16-24UNEF

Coupling Bodies

POLYPROPYLENE

	TERMINATION IN-LINE PIPE THREAD	THREAD SIZE 1/4" NPT 1/4" BSPT 3/8" NPT 3/8" BSPT		STRAIGHT THRU PLC1000412 PLC1000412BSPT PLC1000612 PLC1000612BSPT	SHUTOFF PLCD1000412 PLCD1000412BSPT PLCD1000612 PLCD1000612BSPT	A 1.00 1.00 1.00 1.00	B 1.15 1.15 1.15 1.15
	TERMINATION PANEL MOUNT FERRULELESS POLYTUBE FITTING, PTF†	TUBING SIZE 3/8" OD, 1/4" ID	METRIC EQ. 9.5mm OD, 6.4mm ID	STRAIGHT THRU PLC1200612	SHUTOFF PLCD1200612	A 1.00	B 1.95
	TERMINATION PANEL MOUNT HOSE BARB	TUBING SIZE 1/4" ID 3/8" ID	METRIC EQ. 6.4mm ID 9.5mm ID	STRAIGHT THRU PLC1600412 PLC1600612	SHUTOFF PLCD1600412 PLCD1600612	A 1.00 1.00	B 1.95 1.95
	TERMINATION IN-LINE FERRULELESS POLYTUBE FITTING, PTF†	TUBING SIZE 3/8" OD, 1/4" ID	METRIC EQ. 9.5mm OD, 6.4mm ID	STRAIGHT THRU PLC1300612	SHUTOFF PLCD1300612	A 1.02	B 1.96
	TERMINATION IN-LINE HOSE BARB	TUBING SIZE 1/4" ID 3/8" ID	METRIC EQ. 6.4mm ID 9.5mm ID	STRAIGHT THRU PLC1700412 PLC1700612	SHUTOFF PLCD1700412 PLCD1700612	A 1.02 1.02	B 1.96 1.96
	TERMINATION IN-LINE SOFTUBE™ FITTING	TUBING SIZE 3/8" OD, 1/4" ID 1/2" OD, 3/8" ID	METRIC EQ. 9.5mm OD, 6.4mm ID 12.7mm OD, 9.5mm ID		SHUTOFF PLCD17040612 PLCD17060812	A 1.02 1.02	B 2.20 2.36

PLC12 Couplings are gamma sterilizable; see page 139 for more information on sterilization and disinfection.

All measurements are in inches (millimeters) unless otherwise noted. Tubing must meet stated inside and outside diameters. †NOTE: Colder's Ferruleless Polytube Fitting terminations do not require ferrules to achieve a secure connection, which makes them easier to use and reuse. PTF fittings are designed for semi-rigid tubing, i.e., polyethylene, nylon, polyurethane, etc.

POLYPROPYLENE

TERMINATION IN-LINE PIPE THREAD	THREAD SIZE 1/4" NPT		STRAIGHT THRU PLC2400412	SHUTOFF PLCD2400412	A .72	B 1.26/1.67		
TERMINATION PANEL MOUNT HOSE BARB	TUBING SIZE 1/4" ID	METRIC EQ. 6.4mm ID	STRAIGHT THRU PLC4200412	SHUTOFF PLCD4200412	A .94	B 1.91/2.05		
	TUBING SIZE 3/8" ID	METRIC EQ. 9.5mm ID	STRAIGHT THRU PLC4200612	SHUTOFF PLCD4200612	A .94	B 1.91/2.05		
TERMINATION IN-LINE FERRULELESS POLYTUBE FITTING, PTF†	TUBING SIZE 3/8" OD, 1/4" ID	METRIC EQ. 9.5mm OD, 6.4mm ID	STRAIGHT THRU PLC2000612	SHUTOFF PLCD2000612	A .72	B 1.68/1.82		
TERMINATION IN-LINE HOSE BARB	TUBING SIZE 1/4" ID	METRIC EQ. 6.4mm ID	STRAIGHT THRU PLC2200412	SHUTOFF PLCD2200412	A .63	B 1.35/2.00		
	TUBING SIZE 3/8" ID	METRIC EQ. 9.5mm ID	STRAIGHT THRU PLC2200612	SHUTOFF PLCD2200612	A .63	B 1.35/1.82		
TERMINATION IN-LINE SOFTUBE™ FITTING	TUBING SIZE 3/8" OD, 1/4" ID	METRIC EQ. 9.5mm OD, 6.4mm ID		SHUTOFF PLCD22040612	A .72	B 2.23		
	TUBING SIZE 1/2" OD, 3/8" ID	METRIC EQ. 12.7mm OD, 9.5mm ID		SHUTOFF PLCD22060812	A .72	B 2.18		
TERMINATION ELBOW FERRULELESS POLYTUBE FITTING, PTF†	TUBING SIZE 3/8" OD, 1/4" ID	METRIC EQ. 9.5mm OD, 6.4mm ID	STRAIGHT THRU PLC2100612	SHUTOFF PLCD2100612	A .61/.62	B 1.29/1.36	D .95	
	TUBING SIZE 3/8" ID	METRIC EQ. 9.5mm ID	STRAIGHT THRU PLC2300412	SHUTOFF PLCD2300412	A .63	B 1.22/1.36	D .96	
TERMINATION HOSE BARB	TUBING SIZE 3/8" ID	METRIC EQ. 9.5mm ID	STRAIGHT THRU PLC2300612	SHUTOFF PLCD2300612	A .63	B 1.28/1.42	D .96	



DID YOU KNOW ...

Many of Colder's general purpose couplings and fittings can be used across a wide variety of markets and applications?

Quick Tip: Use the Chemical Compatibility Table at www.colder.com to help determine what material is best for your fluid handling application.

All measurements are in inches (millimeters) unless otherwise noted. Tubing must meet stated inside and outside diameters. Couplings are pictured with valves unless otherwise noted. †NOTE: Colder's Ferruleless Polytube Fitting terminations do not require ferrules to achieve a secure connection, which makes them easier to use and reuse. PTF fittings are designed for semi-rigid tubing, i.e., polyethylene, nylon, polyurethane, etc.





Specifications

Pressure: Vacuum to 250 psi, 17.3 bar

Temperature:

-40°F to 180°F (-40°C to 82°C)
(High temperature versions available with ratings to 400°F)

Materials:

Main components: Chrome-plated brass

Thumb latch: Stainless steel

Valves: Acetal

Valve springs: 316 stainless steel

External springs and pin: Stainless steel

O-rings: Buna-N

Finish: Chrome

Tubing Sizes:

1/4" to 3/8" ID, 6.4mm to 9.5mm ID

WARNING: Pressure, temperature, chemicals, and operating environment can affect the performance of couplings. It is the customer's responsibility to test the suitability of Colder's products in their own application conditions.

Note: High temperature versions available with ratings to 400°F. Call Customer Service for more information.

Colder's LC Series chrome-plated brass couplings are built tough and made to last in the most demanding applications. Ideal for use with higher temperature or pressure, the LC Series features a one-hand operation for swift and easy connects and disconnects. These couplings offer the flexibility of multiple configurations and terminations to mate with both the PLC acetal and PLC12 polypropylene couplings.

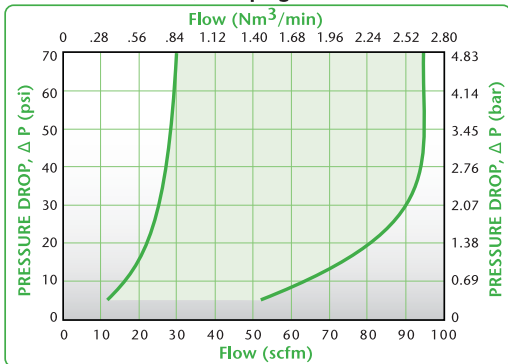
Features

- Brass material
- Chrome plating
- High temperature capability
- Colder thumb latch
- Compatible

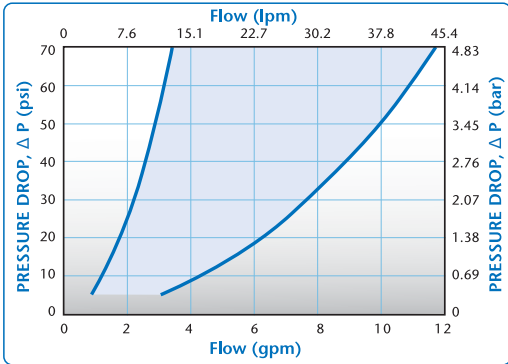
Benefits

- Durable construction withstands higher pressure and temperature
- Attractive appearance
- Versions rated to 400°F (204°C)
- One-hand connection and disconnection
- LC mates with PLC Series couplings

LC Air Flow, 100 psig Inlet Pressure



LC Water Flow



These graphs are intended to give you a general idea of the performance capabilities of each product line. The shaded area of each graph represents the operating range of the product family, i.e., upper and lower values are shown. Therefore, depending on the exact coupling configurations selected, you can reasonably expect values to fall within the shaded area.

Liquid Flow Rates

Liquid Flow Rate Information for Couplings

The chart below shows the flow rate for Colder couplings. Each coupling was tested with water at 70°F (21°C). To determine flow rates for specific coupling configurations use the formula to the right.

$$Q = C_v \sqrt{\frac{\Delta P}{S}}$$

Q=Flow rate in gallons per minute
 C_v=Average coefficient across various flow rates (see chart)
 ΔP=Pressure drop across coupling (psi)
 S=Specific gravity of liquid

C_v Values for 1/4" Flow LC Couplings

BODIES	LC 20004	LCD 20004	LC 20006	LCD 20006	LC 22004	LCD 22004	LC 22006	LCD 22006	LC 24004	LCD 24004	LC 24006	LCD 24006	LC 26004
LC10004	.40	.36	1.05	.58	.83	.56	1.40	.82	1.40	.75	1.40	.77	.83
LCD10004	.36	.31	.73	.48	.66	.41	.82	.50	.80	.45	.77	.45	.81
LC10006	.40	.36	1.05	.60	.83	.56	1.40	.81	1.40	.76	1.40	.76	.83
LCD10006	.37	.31	.81	.47	.70	.43	1.02	.51	.98	.46	.99	.48	.98
LC12006	.38	.36	.84	.63	.74	.56	1.14	.75	1.14	.70	1.14	.72	.74
LCD12006	.38	.33	.78	.49	.68	.44	.84	.49	.81	.43	.82	.44	.81
LC16004	.38	.37	.87	.54	.95	.51	1.00	.70	.95	.64	1.00	.66	.95
LCD16004	.37	.31	.61	.44	.57	.41	.78	.44	.78	.43	.75	.46	.78
LC16006	.38	.37	1.00	.57	.95	.53	1.40	.80	1.40	.71	1.40	.73	1.40
LCD16006	.38	.32	.71	.49	.63	.42	.89	.51	.96	.45	.92	.49	.97



DID YOU KNOW ...

O-ring selection is a key decision in determining which connector will perform best in your specific application. Understanding the material characteristics and how they can be affected by both the media being transferred and the environment in which the connector is being used is important.

Buna-N is the most common o-ring seal due to its solvent, oil and water resistance. Temperature range is -30°F to 250°F.

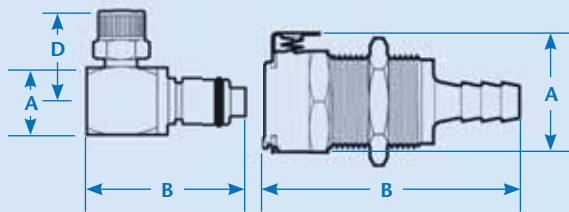
FKM is best suited for applications where chemical resistance and/or high temperatures are a requirement. The temperature range is -15°F to 400°F.

EPDM has excellent resistance to polar solvents. This o-ring is not compatible with petroleum. The temperature range is -70°F to 300°F.

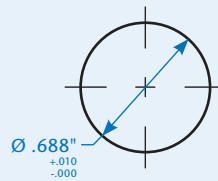
Silicone seals have good temperature resistance. The temperature range is -70°F to 400°F and with special compounds can reach 175°F to 450°F. Silicone can also be supplied with Class VI requirements for medical/bioprocessing applications.

For further information about which o-ring is best suited for your application, please contact Colder Customer Service at 1-800-444-2474 or 651-645-0091.

Product Dimensions



A = Height/Diameter
 B = Total Length (including valve)
 D = Elbow Radial Length



COUPLING BODIES see drawing
COUPLING INSERTS see drawing

PANEL OPENING	MAX. PANEL THICKNESS	MIN. PANEL THICKNESS
see drawing	.50	.05
see drawing	.090	.300



PANEL NUT HEX 13/16
PANEL NUT THREAD 11/16-24 UNF

Coupling Bodies

CHROME-PLATED BRASS



TERMINATION
 IN-LINE
 PIPE THREAD

THREAD SIZE
 1/4" NPT
 1/4" BSPT
 3/8" NPT
 3/8" BSPT

STRAIGHT THRU
 LC10004
 LC10004BSPT
 LC10006
 LC10006BSPT

SHUTOFF
 LCD10004
 LCD10004BSPT
 LCD10006
 LCD10006BSPT

A	B
.88	1.15
.88	1.15
.88	1.15
.88	1.15



TERMINATION
 PANEL MOUNT
 FERRULELESS
 POLYTUBE FITTING,
 PTF†

TUBING SIZE
 1/4" OD, .17" ID
 3/8" OD, .25" ID

METRIC EQ.
 6.4mm OD, 4.3mm ID
 9.5mm OD, 6.4mm ID

STRAIGHT THRU
 LC12004
 LC12006

SHUTOFF
 LCD12004
 LCD12006

A	B
.88	1.87
.88	2.00



TERMINATION
 PANEL MOUNT
 HOSE BARB

TUBING SIZE
 1/4" ID
 5/16" ID
 3/8" ID

METRIC EQ.
 6.4mm ID
 7.9mm ID
 9.5mm ID

STRAIGHT THRU
 LC16004
 LC16005
 LC16006

SHUTOFF
 LCD16004
 LCD16005
 LCD16006

A	B
.88	2.00
.88	2.00
.88	2.00



TERMINATION
 PANEL MOUNT
 MALE THREAD

THREAD SIZE
 1/4" NPT

STRAIGHT THRU
 LC15004

SHUTOFF
 LCD15004

A	B
.88	1.50



TERMINATION
 IN-LINE
 FERRULELESS
 POLYTUBE FITTING,
 PTF†

TUBING SIZE
 1/4" OD, .17" ID
 3/8" OD, .25" ID

METRIC EQ.
 6.4mm OD, 4.3mm ID
 9.5mm OD, 6.4mm ID

STRAIGHT THRU
 LC13004
 LC13006

SHUTOFF
 LCD13004
 LCD13006

A	B
.88	1.87
.88	2.00



TERMINATION
 IN-LINE
 HOSE BARB

TUBING SIZE
 1/4" ID
 5/16" ID
 3/8" ID

METRIC EQ.
 6.4mm ID
 7.9mm ID
 9.5mm ID

STRAIGHT THRU
 LC17004
 LC17005
 LC17006

SHUTOFF
 LCD17004
 LCD17005
 LCD17006

A	B
.88	2.00
.88	2.00
.88	2.00

Also available in NSF listed versions, please visit our web site for part number information



All measurements are in inches (millimeters) unless otherwise noted. Tubing must meet stated inside and outside diameters. †NOTE: Colder's Ferruleless Polytube Fitting terminations do not require ferrules to achieve a secure connection, which makes them easier to use and reuse. PTF fittings are designed for semi-rigid tubing, i.e., polyethylene, nylon, polyurethane, etc.

CHROME-PLATED BRASS

TERMINATION IN-LINE PIPE THREAD	THREAD SIZE		STRAIGHT THRU	SHUTOFF	A	B	
	1/4" NPT		LC24004	LCD24004	.72	1.25/1.68	
	1/4" BSPT		LC24004BSPT	LCD24004BSPT	.72	1.25/1.68	
	3/8" NPT		LC24006	LCD24006	.87	1.25/1.55	
3/8" BSPT		LC24006BSPT	LCD24006BSPT	.87	1.25/1.55		
TERMINATION IN-LINE PIPE THREAD (FEMALE)	THREAD SIZE		STRAIGHT THRU	SHUTOFF	A	B	
	1/4" NPT Female		LC26004	LCD26004	.72	1.25/1.90	
	1/4" BSPP Female		LC26004BSPP	LCD26004BSPP	.72	1.25/1.75	
TERMINATION PANEL MOUNT FERRULELESS POLYTUBE FITTING, PTF†	TUBING SIZE	METRIC EQ.	STRAIGHT THRU	SHUTOFF	A	B	
	1/4" OD, .17" ID	6.4mm OD, 4.3mm ID	LC40004	LCD40004	.94	1.83/1.98	
	3/8" OD, .25" ID	9.5mm OD, 6.4mm ID	LC40006	LCD40006	.94	1.96/2.11	
TERMINATION PANEL MOUNT HOSE BARB	TUBING SIZE	METRIC EQ.	STRAIGHT THRU	SHUTOFF	A	B	
	1/4" ID	6.4mm ID	LC42004	LCD42004	.94	1.96/2.11	
	5/16" ID	7.9mm ID	LC42005	LCD42005	.94	1.96/2.11	
	3/8" ID	9.5mm ID	LC42006	LCD42006	.94	1.96/2.11	
TERMINATION IN-LINE FERRULELESS POLYTUBE FITTING, PTF†	TUBING SIZE	METRIC EQ.	STRAIGHT THRU	SHUTOFF	A	B	
	1/4" OD, .17" ID	6.4mm OD, 4.3mm ID	LC20004	LCD20004	.72	1.25/1.87	
	3/8" OD, .25" ID	9.5mm OD, 6.4mm ID	LC20006	LCD20006	.72	1.38/1.83	
TERMINATION IN-LINE HOSE BARB	TUBING SIZE	METRIC EQ.	STRAIGHT THRU	SHUTOFF	A	B	
	1/4" ID	6.4mm ID	LC22004	LCD22004	.63	1.35/2.00	
	5/16" ID	7.9mm ID	LC22005	LCD22005	.63	1.35/1.85	
	3/8" ID	9.5mm ID	LC22006	LCD22006	.63	1.35/1.83	
TERMINATION ELBOW FERRULELESS POLYTUBE FITTING, PTF†	TUBING SIZE	METRIC EQ.	STRAIGHT THRU	SHUTOFF	A	B	D
	1/4" OD, .17" ID	6.4mm OD, 4.3mm ID	LC21004	LCD21004	.63	1.28/1.43	.96
	3/8" OD, .25" ID	9.5mm OD, 6.4mm ID	LC21006	LCD21006	.63	1.28/1.43	.83
TERMINATION ELBOW HOSE BARB	TUBING SIZE	METRIC EQ.	STRAIGHT THRU	SHUTOFF	A	B	D
	1/4" ID	6.4mm ID	LC23004	LCD23004	.63/.62	1.28/1.43	1.28
3/8" ID	9.5mm ID	LC23006	LCD23006	.63/.62	1.28/1.43	1.28	



DID YOU KNOW ...

LC Series couplings can mate with PLC and PLC12 plastic couplings? See pages 38-45 for more information.



All measurements are in inches (millimeters) unless otherwise noted. Tubing must meet stated inside and outside diameters. Couplings are pictured with valves unless otherwise noted. †NOTE: Colder's Ferruleless Polytube Fitting terminations do not require ferrules to achieve a secure connection, which makes them easier to use and reuse. PTF fittings are designed for semi-rigid tubing, i.e., polyethylene, nylon, polyurethane, etc.



Call toll free 1-800-444-2474 or visit us at www.colder.com

Copyright © 2012 by Colder Products Company. All rights reserved. Colder Products Company, Colder Products and CPC are registered trademarks with the US Patent & Trademark Office.



Specifications

Pressure: Vacuum to 120 psi, 8.3 bar

Temperature:
-40°F to 180°F (-40°C to 82°C)

Materials:
Main components and valves: Acetal

Thumb latch: Acetal

Valve spring: 316 stainless steel

External spring: 302 stainless steel

O-rings: Buna-N

Color:
Natural white with light gray latch

Tubing Sizes:
1/4" to 3/8" ID, 6.4mm to 9.5mm ID

WARNING: Pressure, temperature, chemicals, and operating environment can affect the performance of couplings. It is the customer's responsibility to test the suitability of Colder products in their own application conditions.

Also available in NSF listed versions, please visit our web site for part number information



The 1/4" flow APC Series couplings feature a plastic thumb latch, fewer moving parts and a smooth contoured design to deliver ease-of-use and excellent flow in a compact size. The patented APC Series has been expanded to include couplings with valves and thumb latch shrouds. A more rugged design on some models adds durability to increase the APC's application range.

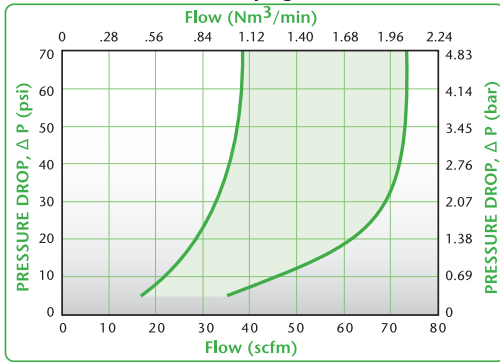
Features

- Plastic thumb latch
- Shrouded thumb latch
- Integral terminations
- Compatibility

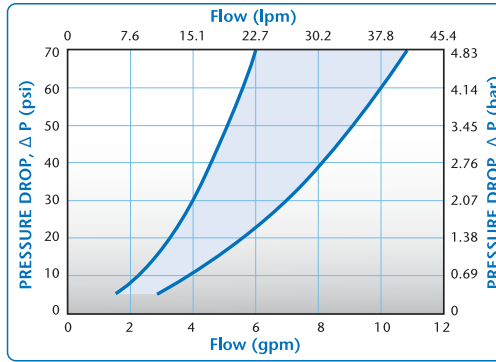
Benefits

- No exposed metal parts
- Protects against accidental disconnects
- Fewer leak points, shorter assemblies, faster installations
- Mates with most EFC couplings

APC Air Flow, 100 psig Inlet Pressure



APC Water Flow



These graphs are intended to give you a general idea of the performance capabilities of each product line. The shaded area of each graph represents the operating range of the product family, i.e., upper and lower values are shown. Therefore, depending on the exact coupling configurations selected, you can reasonably expect values to fall within the shaded area.

Liquid Flow Rates

Liquid Flow Rate Information for Couplings

The chart below shows the flow rate for Colder couplings. Each coupling was tested with water at 70°F (21°C). To determine flow rates for specific coupling configurations use the formula to the right.

$$Q = C_v \sqrt{\frac{\Delta P}{S}}$$

Q = Flow rate in gallons per minute
 C_v = Average coefficient across various flow rates (see chart)
 ΔP = Pressure drop across coupling (psi)
 S = Specific gravity of liquid

C_v Values for APC Couplings

BODIES	APC 20004	APCD 20004	APC 20006	APCD 20006	APC 22004	APCD 22004	APC 22006	APCD 22006	APC 24004	APCD 24004	APC 24006	APCD 24006
APC10004	0.4	0.4	1.2	0.9	1.0	0.9	2.0	0.9	1.9	0.8	1.7	0.8
APCD10004	0.36	0.4	1.0	0.7	1.0	0.7	0.8	0.7	1.2	0.6	0.8	0.6
APC10006	0.4	0.4	1.2	0.9	1.2	0.7	1.8	0.9	2.0	0.9	1.7	0.8
APCD10006	0.37	0.4	1.3	0.8	0.6	0.5	1.1	0.7	1.3	0.7	1.0	0.7
APC13004SH	0.38	0.5	0.5	0.4	0.4	0.4	0.5	0.4	0.5	0.4	0.4	0.4
APCD13004SH	0.38	0.5	0.4	0.4	0.4	0.4	0.4	0.4	0.4	0.4	0.4	0.4
APC13006SH	0.38	0.4	1.0	0.7	0.9	0.6	1.1	0.7	1.1	0.7	1.0	0.7
APCD13006SH	0.37	0.4	0.8	0.6	0.7	0.5	0.8	0.6	0.9	0.6	0.8	0.6
APC17004SH	0.38	0.4	0.8	0.6	1.0	0.7	0.9	0.7	0.8	0.6	0.7	0.6
APCD17004SH	0.38	0.4	0.7	0.5	0.8	0.6	0.7	0.6	0.7	0.5	0.6	0.5
APC17006SH	0.4	0.4	1.2	0.9	1.4	0.9	1.4	0.9	2.0	0.9	1.9	0.8
APCD17006SH	0.4	0.4	1.2	0.8	1.3	0.8	1.2	0.7	1.2	0.7	1.1	0.7



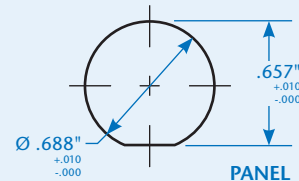
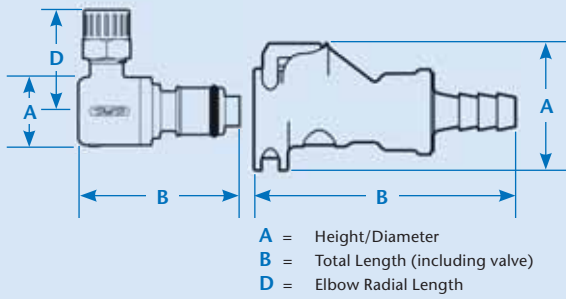
DID YOU KNOW ...

The shelf life of a connector is dependent upon the connector materials and the storage conditions. Colder manufactures quick disconnect couplings and connections made from a variety of metal, plastic and elastomeric raw materials. In general, it is best to store any Colder product in an environment shielded from light at a temperature between 50°F and 90°F.

The shelf life of Colder couplings and connections is estimated to be 3 years minimum if the storage conditions comply with those shown above.

NOTE: For product containing lubricated o-rings, the lubricant will dry out over time. Prior to use, it may be advisable to re-lubricate external o-rings. For product containing silicone o-rings, if lube is allowable, use of a synthetic lube is recommended.

Product Dimensions



COUPLING BODIES

PANEL OPENING	see drawing	MAX. PANEL THICKNESS	.50	MIN. PANEL THICKNESS	.02
----------------------	-------------	-----------------------------	-----	-----------------------------	-----



PANEL NUT HEX	13/16	PANEL NUT THREAD	11/16-24UNF
----------------------	-------	-------------------------	-------------

Coupling Bodies

ACETAL



TERMINATION	THREAD SIZE	STRAIGHT THRU	SHUTOFF	A	B
<i>IN-LINE</i>	1/4" NPT	APC10004	APCD10004	.93	1.40
<i>PIPE THREAD</i>	1/4" BSPT	APC10004BSPT	APCD10004BSPT	.93	1.40
	3/8" NPT	APC10006	APCD10006	.93	1.40
	3/8" BSPT	APC10006BSPT	APCD10006BSPT	.93	1.40



TERMINATION	TUBING SIZE	METRIC EQ.	STRAIGHT THRU	A	B
<i>IN-LINE</i>	1/4" ID	6.4mm ID	APC17004	.93	1.35
<i>HOSE BARB</i>	3/8" ID	9.5mm ID	APC17006	.93	1.35



TERMINATION	TUBING SIZE	METRIC EQ.	STRAIGHT THRU	SHUTOFF	A	B
<i>IN-LINE WITH SHROUD</i>	1/4" OD, .17" ID	6.4mm OD, 4.3mm ID	APC13004SH	APCD13004SH	1.30	1.94
<i>FERRULELESS POLYTUBE FITTING, PTF†</i>	3/8" OD, .25" ID	8.0mm OD, 6.0mm ID	APC130M8SH	APCD130M8SH	1.30	2.07
		9.5mm OD, 6.4mm ID	APC13006SH	APCD13006SH	1.30	2.07
		10.0mm OD, 8.0mm ID	APC130M10SH	APCD130M10SH	1.30	2.07



TERMINATION	TUBING SIZE	METRIC EQ.	STRAIGHT THRU	SHUTOFF	A	B
<i>IN-LINE</i>	1/4" ID	6.4mm ID	APC17004SH	APCD17004SH	1.30	2.07
<i>HOSE BARB</i>	3/8" ID	9.5mm ID	APC17006SH	APCD17006SH	1.30	2.07



TERMINATION	TUBING SIZE	METRIC EQ.	STRAIGHT THRU	SHUTOFF	A	B
<i>PANEL MOUNT</i>	1/4" OD, .17" ID	6.4mm OD, 4.3mm ID	APC12004	APCD12004	1.03	1.97
<i>FERRULELESS POLYTUBE FITTING, PTF†</i>	3/8" OD, .25" ID	8.0mm OD, 6.0mm ID	APC120M8	APCD120M8	1.03	2.10
		9.5mm OD, 6.4mm ID	APC12006	APCD12006	1.03	2.10
		10.0mm OD, 8.0mm ID	APC120M10	APCD120M10	1.03	2.10



TERMINATION	TUBING SIZE	METRIC EQ.	STRAIGHT THRU	SHUTOFF	A	B
<i>PANEL MOUNT</i>	1/4" ID	6.4mm ID	APC16004	APCD16004	1.03	2.10
<i>HOSE BARB</i>	5/16" ID	7.9mm ID	APC16005	APCD16005	1.03	2.10
	3/8" ID	9.5mm ID	APC16006	APCD16006	1.03	2.10

Accessories



PANEL MOUNT GASKET REPLACEMENT	For sealing panel mount bodies listed above	MATERIAL	PART NO.
		Buna-N	1830300

All measurements are in inches (millimeters) unless otherwise noted. Tubing must meet stated inside and outside diameters. †NOTE: Colder's Ferruleless Polytube Fitting terminations do not require ferrules to achieve a secure connection, which makes them easier to use and reuse. PTF fittings are designed for semi-rigid tubing, i.e., polyethylene, nylon, polyurethane, etc.

Coupling Inserts ACETAL

TERMINATION	THREAD SIZE		STRAIGHT THRU	SHUTOFF	A	B	
IN-LINE PIPE THREAD	1/4" NPT		APC24004	APCD24004	.72	1.43/1.77	
	1/4" BSPT		APC24004BSPT	APCD24004BSPT	.72	1.63/1.77	
	3/8" NPT		APC24006	APCD24006	.72	1.50/1.64	
	3/8" BSPT		APC24006BSPT	APCD24006BSPT	.72	1.51/1.65	
TERMINATION IN-LINE FERRULELESS POLYTUBE FITTING, PTF†	TUBING SIZE	METRIC EQ.	STRAIGHT THRU	SHUTOFF	A	B	
	1/4" OD, .17" ID	6.4mm OD, 4.3mm ID	APC20004	APCD20004	.72	1.86/1.99	
		8.0mm OD, 6.0mm ID	APC200M8	APCD200M8	.72	1.79/1.93	
	3/8" OD, .25" ID	9.5mm OD, 6.4mm ID	APC20006	APCD20006	.72	1.78/1.91	
		10.0mm OD, 8.0mm ID	APC200M10	APCD200M10	.72	1.79/1.93	
TERMINATION IN-LINE HOSE BARB	TUBING SIZE	METRIC EQ.	STRAIGHT THRU	SHUTOFF	A	B	
	1/4" ID	6.4mm ID	APC22004	APCD22004	.60/.72	1.40/2.10	
	3/8" ID	9.5mm ID	APC22006	APCD22006	.63/.72	1.40/1.92	
TERMINATION ELBOW FERRULELESS POLYTUBE FITTING, PTF†	TUBING SIZE	METRIC EQ.	STRAIGHT THRU	SHUTOFF	A	B	D
	1/4" OD, .17" ID	6.4mm OD, 4.3mm ID	APC21004	APCD21004	1.22	1.32/1.45	.91
	3/8" OD, .25" ID	9.5mm OD, 6.4mm ID	APC21006	APCD21006	1.27	1.33/1.46	.96
TERMINATION ELBOW HOSE BARB	TUBING SIZE	METRIC EQ.	STRAIGHT THRU	SHUTOFF	A	B	D
	1/4" ID	6.4mm ID	APC23004	APCD23004	.63	1.20/1.45	.96
	3/8" ID	9.5mm ID	APC23006	APCD23006	.63	1.20/1.50	.96



DID YOU KNOW ...

One of the most versatile coupling series, the APC can be found in such diverse applications as hospital beds and support surfaces, sports hydration equipment, cold and compression therapy and many more! This product platform is also frequently used to develop custom designs. Contact Customer Service at 1-800-444-2474 or 651-645-0091 to learn how we can adapt the APC coupling to your specific requirements.

Quick Tip: These cost-effective, high-value connectors are also available in NSF listed versions for food and beverage dispensing. Visit www.colder.com for equivalent NSF part numbers.

All measurements are in inches (millimeters) unless otherwise noted. Tubing must meet stated inside and outside diameters. Couplings are pictured with valves unless otherwise noted. †NOTE: Colder's Ferruleless Polytube Fitting terminations do not require ferrules to achieve a secure connection, which makes them easier to use and reuse. PTF fittings are designed for semi-rigid tubing, i.e., polyethylene, nylon, polyurethane, etc.



Call toll free 1-800-444-2474 or visit us at www.colder.com

Copyright © 2012 by Colder Products Company. All rights reserved. Colder Products Company, Colder Products and CPC are registered trademarks with the US Patent & Trademark Office.

BREAKAWAY SERIES

Actual size

Colder's BreakAway® Series couplings

provide safe and easy fluid transfer with protection from costly product loss and equipment damage. These high quality, leak-free connectors are designed to disconnect when pull force is applied without depressing a latching mechanism, allowing users to make a clean, fast and easy break at critical moments.

Features

- Reliable break-away design
- Automatic dual shutoff valves
- Streamlined, flush finish

Benefits

- Rapid, automatic disconnection
- Safe and clean fluid handling
- Easy-to-use for maximum productivity

Specifications

Pressure: 0 to 20 psi, 1.4 bar

Temperature:
0°F to 150°F (-18°C to 66°C)

Materials:

Main components and valves: Acetal

Valve springs: 316 stainless steel

O-rings: Buna-N

Retention ring: PPS

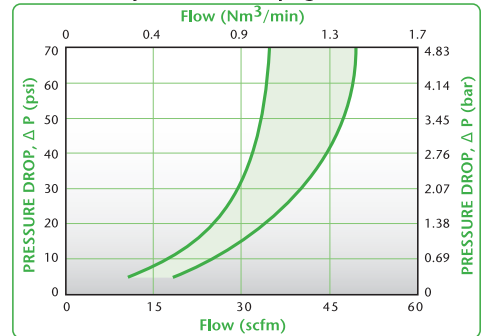
Color: White or black

Tubing Sizes:

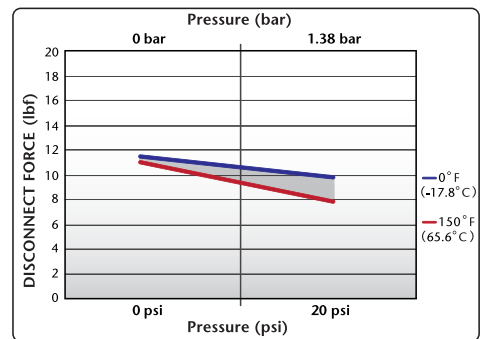
1/4" and 3/8" ID, 6.4mm and 9.5mm ID

WARNING: Pressure, temperature, chemicals, and operating environment can affect the performance of couplings. It is the customer's responsibility to test the suitability of Colder's products in their own application conditions.

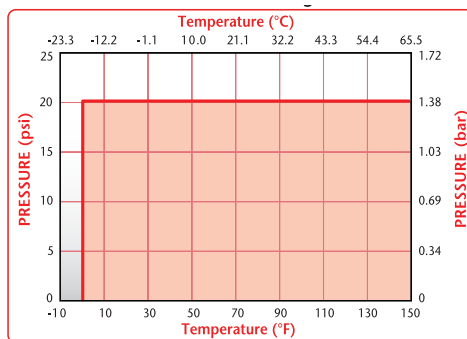
BreakAway Air Flow, 100 psig Inlet Pressure



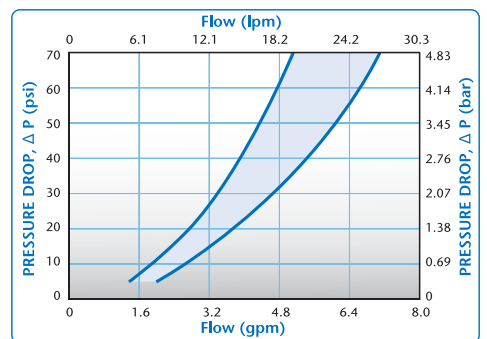
BreakAway Disconnect Force



BreakAway Pressure Range

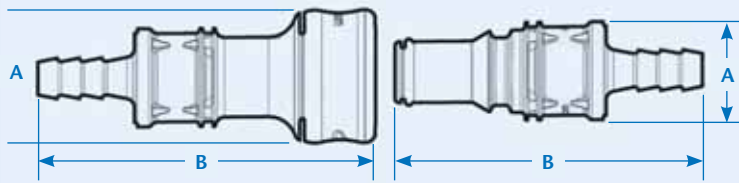


BreakAway Water Flow

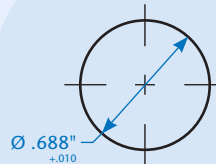


These graphs are intended to give you a general idea of the performance capabilities of each product line. The shaded area of the graphs represent the operating range of the product family, i.e., upper and lower values are shown. Therefore, depending on the exact coupling configurations selected, you can reasonably expect values to fall within the shaded area.

Force to disconnect is approximately 11 pounds pull force at 0 psi line pressure and 8 pounds pull force at 20 psi. In some applications and with certain types of tubing, a hose clamp may be required.



A = Height/Diameter
B = Total Length (including valve)



Product Dimensions

COUPLING BODIES	PANEL OPENING	MAX. PANEL THICKNESS	MIN. PANEL THICKNESS
	see drawing	.50	.02

Coupling Bodies

WHITE ACETAL

TERMINATION	TUBING SIZE	METRIC EQ.	SHUTOFF	A	B
IN-LINE HOSE BARB	1/4" ID	6.4mm ID	BACD17004	0.92	2.29
	3/8" ID	9.5mm ID	BACD17006	0.92	2.29
PANEL MOUNT HOSE BARB	1/4" ID	6.4mm ID	BACD16004	0.92	2.29
	3/8" ID	9.5mm ID	BACD16006	0.92	2.29



BLACK ACETAL

TERMINATION	TUBING SIZE	METRIC EQ.	SHUTOFF	A	B
IN-LINE HOSE BARB	1/4" ID	6.4mm ID	BACD17004MBLK	0.92	2.29
	3/8" ID	9.5mm ID	BACD17006MBLK	0.92	2.29
PANEL MOUNT HOSE BARB	1/4" ID	6.4mm ID	BACD16004MBLK	0.92	2.29
	3/8" ID	9.5mm ID	BACD16006MBLK	0.92	2.29



Coupling Inserts

WHITE ACETAL

TERMINATION	TUBING SIZE	METRIC EQ.	STRAIGHT THRU	SHUTOFF	A	B
IN-LINE HOSE BARB	1/4" ID	6.4mm ID	BAC22004	BACD22004	0.58/0.69	1.58/2.10
	3/8" ID	9.5mm ID		BACD22006	0.69	2.10



BLACK ACETAL

TERMINATION	TUBING SIZE	METRIC EQ.	STRAIGHT THRU	SHUTOFF	A	B
IN-LINE HOSE BARB	1/4" ID	6.4mm ID	BAC22004MBLK	BACD22004MBLK	0.58/0.69	1.58/2.10
	3/8" ID	9.5mm ID		BACD22006MBLK	0.69	2.10



MBLK = molded black material.



DID YOU KNOW ...

BreakAway® couplings can prevent costly equipment damage? Rapid disconnection from personal cooling systems, medical therapy devices and other equipment prevents breakage and messy spills.

Visit us at www.colder.com
or call 800-444-2474
to get a free catalog or to find
your local distributor.



Call toll free 1-800-444-2474 or visit us at www.colder.com

Copyright © 2012 by Colder Products Company. All rights reserved. Colder Products Company, Colder Products and CPC are registered trademarks with the US Patent & Trademark Office.

The 9/32" flow EFC12 Series

couplings feature a high efficiency valve design that provides a greater flow capability than any other coupling its size. Chemically resistant polypropylene material makes it ideal for harsh environments. The EFC12 Series adds a bulkhead panel mount option for tight seals against tank walls and drums.



EFC12 SERIES

Specifications

Pressure: Vacuum to 105 psi, 7.2 bar

Temperature:
32°F to 160°F (0°C to 71°C)

Materials:

Main components and valves: Polypropylene

Thumb latch: Polypropylene

Valve spring: 316 stainless steel

Panel mount gasket: EPDM

External springs: 302 stainless steel

O-rings: EPDM

Color:

Gray with dark gray latch

Tubing Sizes:

1/4" and 3/8" ID, 6.4mm and 9.5mm ID

Features

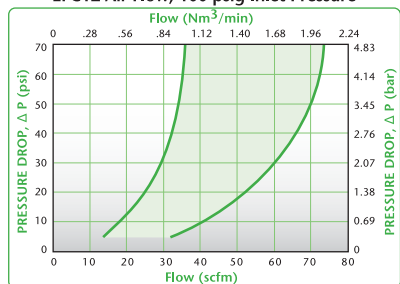
- High efficiency valve
- Plastic thumb latch
- Polypropylene material
- Compatible

Benefits

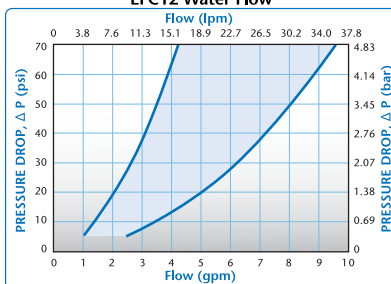
- More flow in a compact size
- Fewer moving parts
- Chemically resistant and gamma sterilizable
- Mates with most APC couplings

These graphs are intended to give you a general idea of the performance capabilities of each product line. The shaded area of each graph represents the operating range of the product family, i.e., upper and lower values are shown. Therefore, depending on the exact coupling configurations selected, you can reasonably expect values to fall within the shaded area.

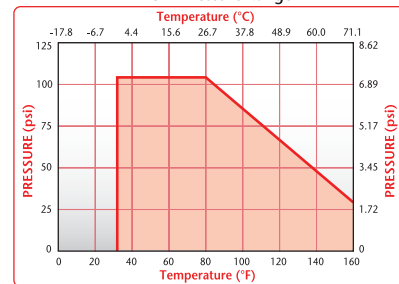
EFC12 Air Flow, 100 psig Inlet Pressure



EFC12 Water Flow



EFC12 Pressure Range



Liquid Flow Rates

Liquid Flow Rate Information for Couplings

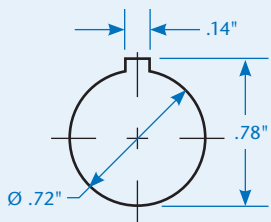
The chart below shows the flow rate for Colder couplings. Each coupling was tested with water at 70°F (21°C). To determine flow rates for specific coupling configurations use the formula below.

C_v Values for EFC12 Couplings

BODIES	EFC 22412	EFCD 22412	EFC 22612	EFCD 22612	EFC 23412	EFCD 23412	EFC 23612	EFCD 23612	EFC 24412	EFCD 24412
EFC10412	0.51	0.51	0.51	0.51	0.50	0.45	0.50	0.50	0.51	0.51
EFC10612	0.61	0.51	1.13	0.72	0.50	0.45	0.81	0.69	0.51	0.72
EFC16412	0.51	0.51	0.51	0.51	0.50	0.45	0.50	0.50	0.51	0.51
EFC16612	0.61	0.51	1.13	0.72	0.50	0.45	0.81	0.69	0.51	0.72
EFC17412	0.51	0.51	0.51	0.51	0.50	0.45	0.50	0.50	0.51	0.51
EFC17612	0.61	0.51	1.13	0.72	0.50	0.45	0.81	0.69	0.51	0.72

$$Q = C_v \sqrt{\frac{\Delta P}{S}}$$

- Q = Flow rate in gallons per minute
- C_v = Average coefficient across various flow rates (see chart)
- ΔP = Pressure drop across coupling (psi)
- S = Specific gravity of liquid



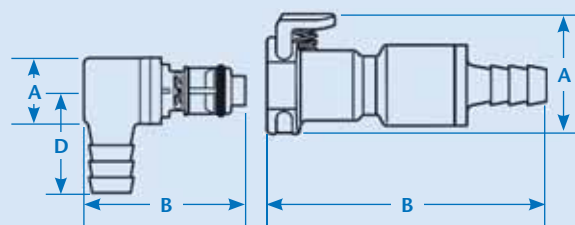
EFC Series
 Gasket Thickness: .06"
 Mounting Hole: .720" diameter
 Coupling Spacing: 1.25" min.
 Greenlee® 720 Keyway Punch and
 730BB-3/4 Hole Punch.

COUPLING BODIES	PANEL OPENING	MAX. PANEL THICKNESS	MIN. PANEL THICKNESS
	see drawing	.25	.03



PANEL NUT HEX	PANEL NUT THREAD
13/16	11/16-24UNF

Product Dimensions



A = Height/Diameter
 B = Total Length (including valve)
 D = Elbow Radial Length

Coupling Bodies

POLYPROPYLENE



TERMINATION	THREAD SIZE	SHUTOFF	A	B
IN-LINE	1/4" NPT	EFCD10412	.93	2.29
PIPE THREAD	3/8" NPT	EFCD10612	.93	2.29

TERMINATION	TUBING SIZE	METRIC EQ.	SHUTOFF	A	B
BULKHEAD	1/4" ID	6.4mm ID	EFCD16412	.93	2.23
PANEL MOUNT	3/8" ID	9.5mm ID	EFCD16612	.93	2.23
HOSE BARB					

TERMINATION	TUBING SIZE	METRIC EQ.	SHUTOFF	A	B
IN-LINE	1/4" ID	6.4mm ID	EFCD17412	.93	2.23
HOSE BARB	3/8" ID	9.5mm ID	EFCD17612	.93	2.23



Coupling Inserts

POLYPROPYLENE



TERMINATION	THREAD SIZE	SHUTOFF	A	B
IN-LINE	1/4" NPT	EFCD24412	.72	1.77
PIPE THREAD	3/8" NPT	EFCD24612	.72	1.77

TERMINATION	TUBING SIZE	METRIC EQ.	STRAIGHT THRU	SHUTOFF	A	B
IN-LINE	1/4" ID	6.4mm ID	EFC22412	EFCD22412	.60/.72	1.33/2.08
HOSE BARB	3/8" ID	9.5mm ID	EFC22612	EFCD22612	.60/.72	1.33/1.90

TERMINATION	TUBING SIZE	METRIC EQ.	STRAIGHT THRU	SHUTOFF	A	B	D
ELBOW	1/4" ID	6.4mm ID	EFC23412	EFCD23412	.63	1.32/1.45	.96
HOSE BARB	3/8" ID	9.5mm ID	EFC23612	EFCD23612	.63	1.32/1.45	.96



Accessories



PANEL MOUNT GASKET REPLACEMENT	MATERIAL	PART NO.
For sealing panel mount bodies listed above	EPDM	668400

All measurements are in inches (millimeters) unless otherwise noted. Tubing must meet stated inside and outside diameters. Couplings are pictured with valves unless otherwise noted. Straight thru dimension is listed first when two measurements are provided.

C
L
E
A
N
E
R
F
A
S
T
E
R
E
F
C
1
2
S
E
R
I
E
S
R
E
S
M
A
R
T
E
R

NS4 SERIES



NS4 Series couplings feature non-spill valves in a compact size, at a great price. Use the NS4 when even a few drops pose problems regarding safety, media cost or environmental regulations. These innovative couplings are lightweight, chemically resistant and easy to use. The non-spill design effectively eliminates spills, minimizes downtime and enhances operator safety.

Features	Benefits
Non-spill design	Disconnect under pressure with no spills
Color coding	Instant visual differentiation of media lines
Glass-filled polypropylene	Durable and compatible with many chemicals
Medical-grade ABS	Gamma sterilizable

Specifications

Pressure: Vacuum to 120 psi, 8.3 bar

Temperature: 32°F to 160°F (0°C to 71°C)

Materials:

Main components and valves: Glass-filled polypropylene with TPV* overmold, ABS with TPE* soft-touch overmold

Thumb latch: Glass-filled polypropylene, ABS

Valve spring: 316 stainless steel

External spring: 316 stainless steel

O-rings: EPDM

Color:

Polypropylene: Gray with dark gray overmold standard; gray with red or blue overmold available†

ABS: White with teal overmold

Tubing Sizes:

1/8" to 3/8" ID, 3.2mm to 9.5mm ID

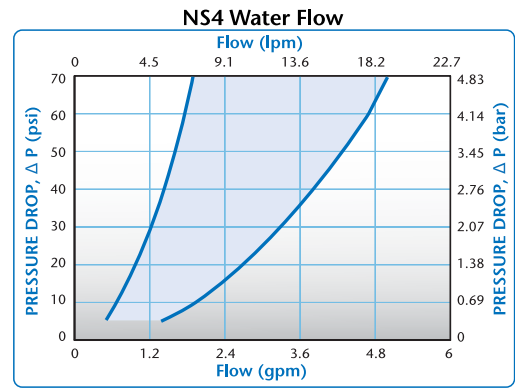
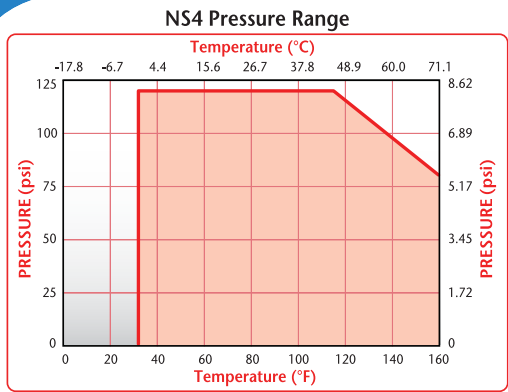
Lubricants: Krytox® PFPE (inert)

Spillage: <0.10 cc per disconnect at all rated pressures

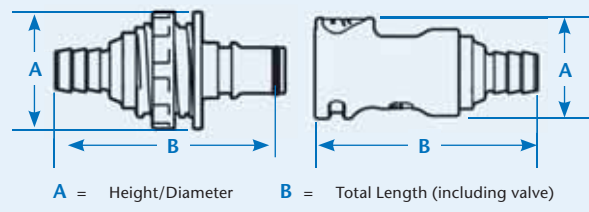
Inclusion: 0.26 cc per connect

*The overmold material TPV (thermoplastic vulcanizate) is used with the NS4 polypropylene couplings. TPV is an alloy of polypropylene thermoplastic and fully vulcanized EPDM rubber. TPV is typically resistant to water, acids and bases. The overmold material TPE (thermoplastic elastomer) is used with the NS4 ABS couplings. TPE is a blend of additives and copolymers in a special formulation that forms extremely durable bonds to the ABS substrate, while offering the traditional properties of soft-touch overmold.

†NOTE: Standard product is gray; color options require a set-up charge and minimum quantities. Please contact Colder for details.



These graphs are intended to give you a general idea of the performance capabilities of each product line. The shaded area of each graph represents the operating range of the product family, i.e., upper and lower values are shown. Therefore, depending on the exact coupling configurations selected, you can reasonably expect values to fall within the shaded area.



Product Dimensions

<p>Ø .945" +0.010 -0.000</p>	<p>PANEL OPENING see drawing</p>	<p>MAX. PANEL THICKNESS .25</p>	<p>MIN. PANEL THICKNESS .03</p>
--------------------------------------	---	--	--

Coupling Bodies

POLYPROPYLENE / ABS

TERMINATION	THREAD SIZE		POLYPROPYLENE SHUTOFF	ABS SHUTOFF	A	B
IN-LINE PIPE THREAD	1/4" NPT 1/4" BSPT		NS4D10004 NS4D10004BSPT	NS4D1000406 NS4D10004BSPT06	1.05 1.05	2.31 2.29
IN-LINE FERRULESS POLYTUBE FITTING, PTF†	TUBING SIZE 1/4" OD, .17" ID 3/8" OD, 1/4" ID	METRIC EQ. 6.4mm OD, 4.3mm ID 9.5mm OD, 6.4mm ID	POLYPROPYLENE SHUTOFF NS4D13004 NS4D13006	ABS SHUTOFF NS4D1300606	1.05 1.05	2.32 2.45
IN-LINE HOSE BARB	TUBING SIZE 1/8" ID* 1/4" ID 3/8" ID	METRIC EQ. 3.2mm ID* 6.4mm ID 9.5mm ID	POLYPROPYLENE SHUTOFF NS4D17002 NS4D17004 NS4D17006	ABS SHUTOFF NS4D1700206 NS4D1700406 NS4D1700606	1.05 1.05 1.05	2.09 2.34 2.34

Coupling Inserts

POLYPROPYLENE / ABS

TERMINATION	THREAD SIZE		POLYPROPYLENE SHUTOFF	ABS SHUTOFF	A	B
IN-LINE PIPE THREAD	1/4" NPT 1/4" BSPT		NS4D24004 NS4D24004BSPT	NS4D2400406 NS4D24004BSPT06	.96 .96	1.95 1.95
IN-LINE FERRULESS POLYTUBE FITTING, PTF†	TUBING SIZE 1/4" OD, .17" ID 3/8" OD, 1/4" ID	METRIC EQ. 6.4mm OD, 4.3mm ID 9.5mm OD, 6.4mm ID	POLYPROPYLENE SHUTOFF NS4D20004 NS4D20006	ABS SHUTOFF NS4D2000606	.96 .96	1.95 2.09
IN-LINE HOSE BARB	TUBING SIZE 1/8" ID* 1/4" ID 3/8" ID	METRIC EQ. 3.2mm ID* 6.4mm ID 9.5mm ID	POLYPROPYLENE SHUTOFF NS4D22002 NS4D22004 NS4D22006	ABS SHUTOFF NS4D2200206 NS4D2200406 NS4D2200606	.96 .96 .96	1.73 1.98 1.98
PANEL MOUNT FERRULESS POLYTUBE FITTING, PTF†	TUBING SIZE 1/4" OD, .17" ID 3/8" OD, 1/4" ID	METRIC EQ. 6.4mm OD, 4.3mm ID 9.5mm OD, 6.4mm ID	POLYPROPYLENE SHUTOFF NS4D40004 NS4D40006	ABS SHUTOFF NS4D4000606	1.17 1.17	2.30 2.43
PANEL MOUNT HOSE BARB	TUBING SIZE 1/8" ID* 1/4" ID 3/8" ID	METRIC EQ. 3.2mm ID* 6.4mm ID 9.5mm ID	POLYPROPYLENE SHUTOFF NS4D42002 NS4D42004 NS4D42006	ABS SHUTOFF NS4D4200206 NS4D4200406 NS4D4200606	1.17 1.17 1.17	2.07 2.32 2.32

Accessories

PANEL MOUNT GASKET

For sealing panel mount inserts listed above

MATERIAL
EPDM
FKM

PART NO.
1879800
1889500



SMART COUPLINGS WITH RFID

Coupling Readers POLYPROPYLENE Coupling Inserts

TERMINATION	TUBING SIZE	METRIC EQ.	SHUTOFF	TERMINATION	TUBING SIZE	METRIC EQ.	SHUTOFF
IN-LINE HOSE BARB	1/8" ID 1/4" ID 3/8" ID	3.2mm 6.4mm 9.5mm	iNS4DR1700200 iNS4DR1700400 iNS4DR1700600	IN-LINE HOSE BARB	1/8" ID 1/4" ID 3/8" ID	3.2mm 6.4mm 9.5mm	iNS4DT2200200 iNS4DT2200400 iNS4DT2200600

NOTE: RFID specifications are located on page 43.

For Product Dimensions Visit www.colder.com

All measurements are in inches (millimeters) unless otherwise noted. Tubing must meet stated inside and outside diameters. PTF fittings are designed for semi-rigid tubing, i.e., polyethylene, nylon, polyurethane, etc. †NOTE: Colder's Ferruleless PTF (polytube fitting) terminations do not require ferrules to achieve a secure connection and are therefore easier to use and reuse. *NOTE: Patented 1/8" ID (3.2mm) hose barb connection has a support shroud allowing a maximum tube OD of 1/4" (6.4mm).



Call toll free 1-800-444-2474 or visit us at www.colder.com

Copyright © 2012 by Colder Products Company. All rights reserved. Colder Products Company, Colder Products and CPC are registered trademarks with the US Patent & Trademark Office.



NS6 Series couplings feature non-spill valves at a great price. Use the NS6 when even a few drops of spillage pose problems regarding safety, media cost or environmental regulations. These innovative couplings are lightweight, chemically resistant and easy to use. The non-spill design virtually eliminates spills, minimizes downtime and enhances operator safety. Soft touch overmold makes them comfortable in the hand and very attractive.

Features

- Non-spill design
- Color coding
- Glass-filled polypropylene
- Colder thumb latch

Benefits

- Disconnect under pressure with no spills
- Instant visual differentiation of media lines
- Durable and compatible with many chemicals
- One-hand connection and disconnection

NS6 SERIES

Specifications

Pressure: Vacuum to 120 psi, 8.3 bar

Temperature: 32°F to 160°F (0°C to 71°C)

Materials:

Main components: Glass-filled polypropylene with TPV* soft touch overmold

Thumb latch: Glass-filled polypropylene

Valve spring (wetted): 316 stainless steel

External spring: 316 stainless steel

O-rings: EPDM

Color:

Gray with dark gray overmold standard; gray with red or blue overmold available†

Tubing Sizes:

3/8" and 1/2" ID, 9.5mm and 12.7mm ID

Lubricants: Krytox® PFPE (inert)

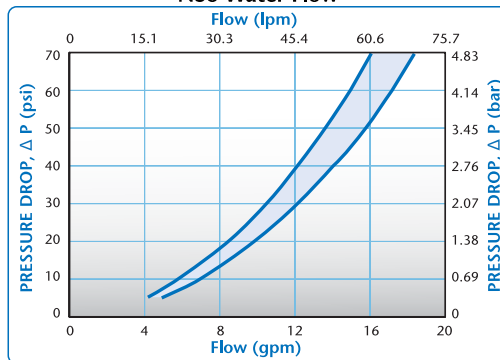
Spillage: ~0.03 cc per disconnect @ 0 psi, ~0.30 cc/disconnect @ 120 psi

Inclusion: 0.42 cc per connect

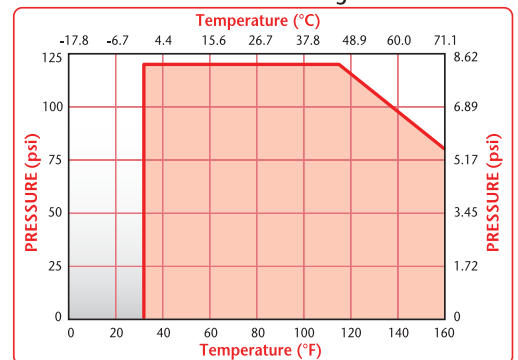
*The overmold material is a TPV (thermoplastic vulcanizate). This TPV is an alloy of polypropylene thermoplastic and fully vulcanized EPDM rubber. The material is typically resistant to water, acids and bases.

†NOTE: Standard product is gray; color options require a set-up charge and minimum quantities. Please contact Colder for details.

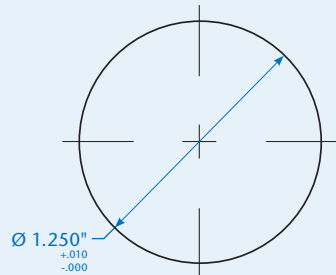
NS6 Water Flow



NS6 Pressure Range

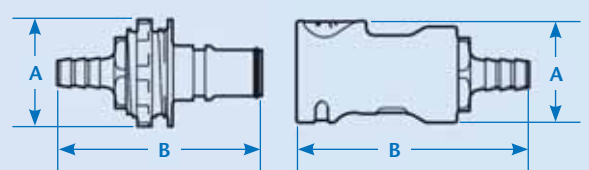


These graphs are intended to give you a general idea of the performance capabilities of each product line. The shaded area of each graph represents the operating range of the product family, i.e., upper and lower values are shown. Therefore, depending on the exact coupling configurations selected, you can reasonably expect values to fall within the shaded area.



COUPLING INSERTS	PANEL OPENING see drawing	MAX. PANEL THICKNESS .25	MIN. PANEL THICKNESS .03
-------------------------	-------------------------------------	------------------------------------	------------------------------------

Product Dimensions



A = Height/Diameter B = Total Length

Coupling Bodies

POLYPROPYLENE

TERMINATION <i>IN-LINE</i> <i>PIPE THREAD</i>	THREAD SIZE 1/2" NPT 1/2" BSPT		SHUTOFF NS6D10008 NS6D10008BSPT	A 1.31 1.31	B 3.01 3.01
TERMINATION <i>IN-LINE</i> <i>COMPRESSION</i>	TUBING SIZE 1/2" OD	METRIC EQ. 12.7mm OD	SHUTOFF NS6D13008	A 1.31	B 3.53
TERMINATION <i>IN-LINE</i> <i>HOSE BARB</i>	TUBING SIZE 3/8" ID 1/2" ID	METRIC EQ. 9.5mm ID 12.7mm ID	SHUTOFF NS6D17006 NS6D17008	A 1.31 1.31	B 3.16 3.16



Coupling Inserts

POLYPROPYLENE

TERMINATION <i>IN-LINE</i> <i>PIPE THREAD</i>	THREAD SIZE 1/2" NPT 1/2" BSPT		SHUTOFF NS6D24008 NS6D24008BSPT	A 1.31 1.31	B 2.44 2.44
TERMINATION <i>IN-LINE</i> <i>COMPRESSION</i>	TUBING SIZE 1/2" OD	METRIC EQ. 12.7mm OD	SHUTOFF NS6D20008	A 1.31	B 3.01
TERMINATION <i>IN-LINE</i> <i>HOSE BARB</i>	TUBING SIZE 3/8" ID 1/2" ID	METRIC EQ. 9.5mm ID 12.7mm ID	SHUTOFF NS6D22006 NS6D22008	A 1.31 1.31	B 2.59 2.59
TERMINATION <i>PANEL MOUNT</i> <i>COMPRESSION</i>	TUBING SIZE 1/2" OD	METRIC EQ. 12.7mm OD	SHUTOFF NS6D40008	A 1.50	B 3.32
TERMINATION <i>PANEL MOUNT</i> <i>HOSE BARB</i>	TUBING SIZE 3/8" ID 1/2" ID	METRIC EQ. 9.5mm ID 12.7mm ID	SHUTOFF NS6D42006 NS6D42008	A 1.50 1.50	B 2.85 2.85



Accessories

PANEL MOUNT GASKET	For sealing panel mount inserts listed above	MATERIAL EPDM FKM	PART NO. 1884300 1889600
---------------------------	--	--------------------------------	---------------------------------------



All measurements are in inches (millimeters) unless otherwise noted. Tubing must meet stated inside and outside diameters. Couplings are pictured with valves unless otherwise noted.



NSH Series couplings are general purpose versions of our pressure-balanced, non-spill, ChemQuik® CQG06 couplings. Molded polypropylene, EPDM seals and a 100% springless and metal-free flow path provide broad chemical resistance and exceptionally high flow capacity, allowing instant disconnects (and reconnects), even under pressure. Their non-spill design virtually eliminates spills, minimizes downtime and enhances operator safety in a very low cost package.

Features

- Non-spill design
- Pressure-balanced design
- Springless flow path design
- Optional color coding

Benefits

- Ultimate protection from chemicals and fumes
- Failsafe disconnect, even under pressure; easy to reconnect at high pressure
- Eliminates source of metallic contaminants
- Helps prevent accidental misconnects

NSH SERIES

Specifications

Pressure: Vacuum to 120 psi, 8.3 bar

Temperature:
32°F to 120°F (0°C to 49°C)

Materials:

- Main components:** Glass-filled polypropylene
- Thumb latch:** Glass-filled polypropylene
- O-rings:** EPDM
- Springs (non-wetted):** 316 stainless steel
- Compression nuts:** White polypropylene

Color:

Gray with dark gray accent standard; red or blue thumb latch and insert tip available.

Tubing Sizes:

3/8" to 3/4" ID, 9.5mm to 19.0mm ID

Lubricants: Krytox® PFPE (inert)

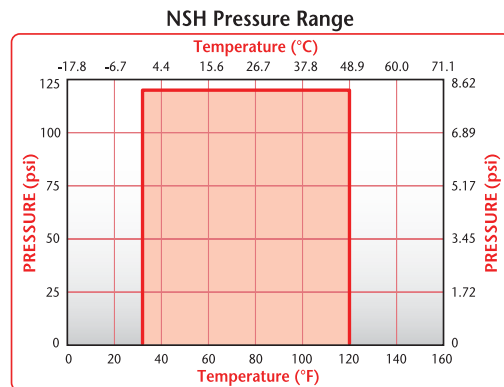
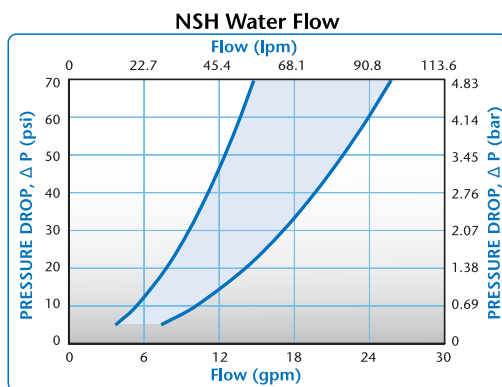
Spillage: <0.10 cc/disconnect (reconnect)
Inclusion: 0.03 cc/connect

Panel Mount:

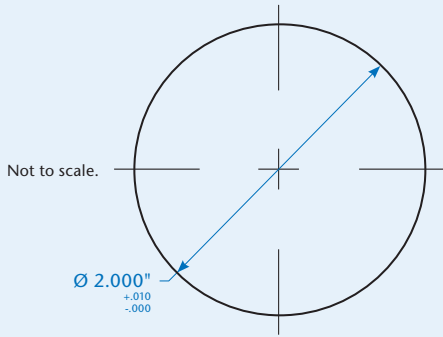
Optional adaptor kit (see page 63)

Compatible with ChemQuik® Dual Containment System; DrumQuik® Universal Dispense System and Asian Drum Adaptors.

WARNING: Pressure, temperature, chemicals, and operating environment can affect the performance of couplings. It is the customer's responsibility to test the suitability of Colder products in their own application conditions. Use the graphs below as a guide.

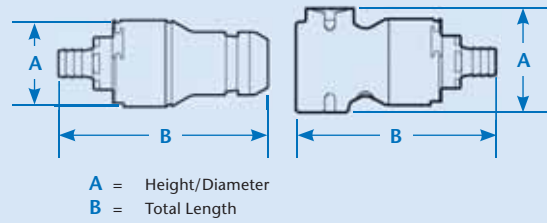


These graphs are intended to give you a general idea of the performance capabilities of each product line. The shaded area of each graph represents the operating range of the product family, i.e., upper and lower values are shown. Therefore, depending on the exact coupling configurations selected, you can reasonably expect values to fall within the shaded area.



	PANEL OPENING	MAX. PANEL THICKNESS	MIN. PANEL THICKNESS
COUPLING BODIES OR INSERTS	see drawing	.50	.12

Product Dimensions



Coupling Bodies

POLYPROPYLENE

TERMINATION	THREAD SIZE	SHUTOFF	A	B	
<i>IN-LINE</i> <i>PIPE THREAD</i>	3/8" FEMALE NPT	NSHD19006	2.0	3.70	
	3/8" BSPT	NSHD10006BSPT	2.0	3.67	
	1/2" NPT	NSHD10008	2.0	3.81	
	3/4" NPT	NSHD10012	2.0	4.01	
TERMINATION	TUBING SIZE	METRIC EQ.	SHUTOFF	A	B
<i>IN-LINE</i> <i>COMPRESSION</i>	3/8" OD	9.5mm OD	NSHD13006	2.0	3.97
	1/2" OD	12.7mm OD	NSHD13008	2.0	4.10
TERMINATION	TUBING SIZE	METRIC EQ.	SHUTOFF	A	B
<i>IN-LINE</i> <i>HOSE BARB</i>	3/8" ID	9.5mm ID	NSHD17006	2.0	3.73
	1/2" ID	12.7mm ID	NSHD17008	2.0	3.73
	5/8" ID	15.9mm ID	NSHD17010	2.0	3.88
	3/4" ID	19.0mm ID	NSHD17012	2.0	3.88

Coupling Inserts

POLYPROPYLENE

TERMINATION	THREAD SIZE	SHUTOFF	A	B	
<i>IN-LINE</i> <i>PIPE THREAD</i>	3/8" FEMALE NPT	NSHD26006	1.64	3.87	
	3/8" BSPT	NSHD24006BSPT	1.64	3.84	
	1/2" NPT	NSHD24008	1.64	3.98	
	3/4" NPT	NSHD24012	1.64	3.98	
TERMINATION	TUBING SIZE	METRIC EQ.	SHUTOFF	A	B
<i>IN-LINE</i> <i>COMPRESSION</i>	3/8" OD	9.5mm OD	NSHD20006	1.64	4.14
	1/2" OD	12.7mm OD	NSHD20008	1.64	4.27
TERMINATION	TUBING SIZE	METRIC EQ.	SHUTOFF	A	B
<i>IN-LINE</i> <i>HOSE BARB</i>	3/8" ID	9.5mm ID	NSHD22006	1.64	3.90
	1/2" ID	12.7mm ID	NSHD22008	1.64	3.90
	5/8" ID	15.9mm ID	NSHD22010	1.64	4.05
	3/4" ID	19.0mm ID	NSHD22012	1.64	4.05

Accessories

DESCRIPTION	PART NO.
Panel mount kit with panel seal Dust plug/cap for body or insert*	NSHPMKIT12 1800700 (not shown)

All measurements are in inches (millimeters) unless otherwise noted. Tubing must meet stated inside and outside diameters. *Panel mount kit can be used with body for front mount or insert for front or rear mount.



Patented HFC12 Series couplings have flow comparable to many 1/2" flow couplings in a 3/8" body size. Compact and lightweight, HFC couplings replace bulky and heavy brass ball-and-sleeve couplings in a wide range of applications. An ergonomic design and a large, shrouded thumb latch pad produce a coupling that is easy to grip and simple to operate. An efficient valve design leads to high flow and low spillage.

Features

- High efficiency valve
- Ergonomic design
- Polypropylene material
- Compatible

Benefits

- More flow in a compact size
- Easy to grip, simple to operate
- Chemically resistant and gamma sterilizable
- Mates with HFC35 and HFC57 couplings

HFC12 SERIES

Specifications

Pressure: Vacuum to 60 psi, 4.2 bar

Temperature:
32°F to 160°F (0°C to 71°C)

Materials:

Main components and valves: Polypropylene

Thumb latch: Polypropylene

Valve spring (wetted):
316 stainless steel

External springs: 316 stainless steel

O-rings: EPDM

Panel mount gasket: EPDM

Compression nut, gripper, ferrule: Polypropylene

Color:

Gray with dark gray latch

Tubing Sizes:

3/8" to 3/4" ID, 9.5mm to 19.0mm ID

For compression termination specifications:
3/8" OD or 1/2" OD, +0.010/-0.000

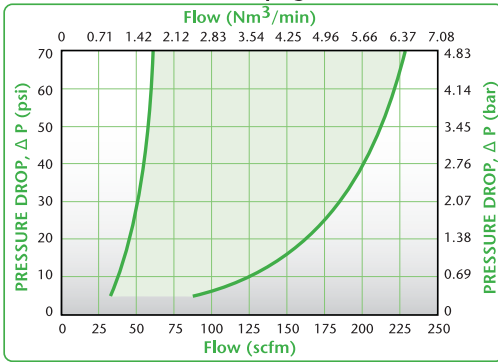
WARNING: Pressure, temperature, chemicals, and operating environment can affect the performance of couplings. It is the customer's responsibility to test the suitability of Colder products in their own application conditions. Use the graphs on the following page as a guide.

*Note:
Optional o-ring and
spring materials are
available, please
contact Colder
for details.*

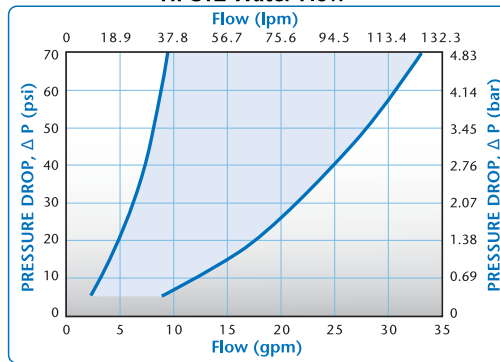
*Also available in
NSF listed versions,
please visit our web
site for part number
information*



HFC12 Air Flow, 100 psig Inlet Pressure

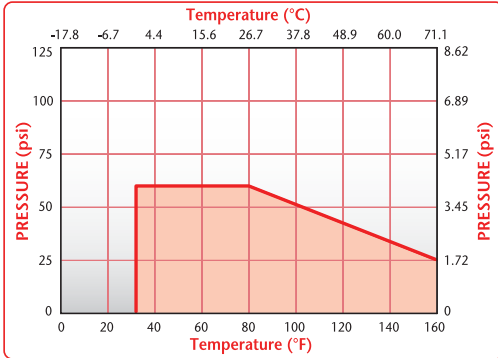


HFC12 Water Flow



These graphs are intended to give you a general idea of the performance capabilities of each product line. The shaded area of each graph represents the operating range of the product family, i.e., upper and lower values are shown. Therefore, depending on the exact coupling configurations selected, you can reasonably expect values to fall within the shaded area.

HFC12 Pressure Range



Don't forget: you can always visit www.colder.com for more product information.



DID YOU KNOW ...
 Colder offers over 10,000 couplings for a wide variety of applications such as low-pressure air and fluid line connections, high-purity chemical management and bioprocessing connectors. Contact us at 1-800-444-2474 or 651-645-0091 to learn how Colder can make your connections *cleaner, faster, safer and smarter!*

Liquid Flow Rates

Liquid Flow Rate Information for Couplings

The chart below shows the flow rate for Colder couplings. Each coupling was tested with water at 70°F (21°C). To determine flow rates for specific coupling configurations use the formula to the right.

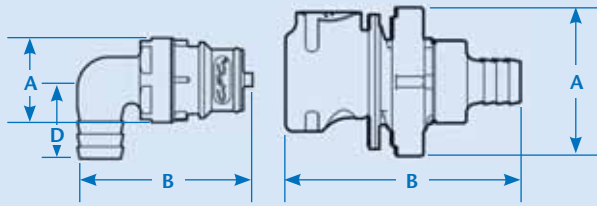
$$Q = C_v \sqrt{\frac{\Delta P}{S}}$$

Q=Flow rate in gallons per minute
 C_v=Average coefficient across various flow rates (see chart)
 ΔP=Pressure drop across coupling (psi)
 S=Specific gravity of liquid

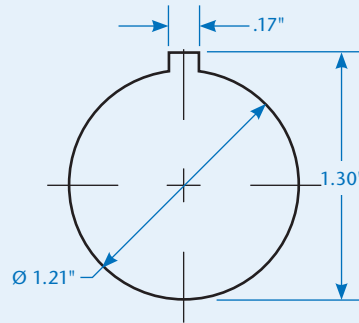
C_v Values for High Flow Couplings (HFC12)

BODIES	HFC 22612	HFCD 22612	HFC 22812	HFCD 22812	HFC 23612	HFCD 23612	HFC 23812	HFCD 23812	HFC 24612	HFCD 24612	HFC 24812	HFCD 24812	HFC 221212	HFCD 221212
HFCD10612	1.27	1.27	1.62	1.51	1.14	1.14	1.46	1.36	1.80	1.58	1.70	1.65	-	-
HFCD10812	1.28	1.34	1.62	1.51	1.15	1.24	1.46	1.36	1.81	1.54	1.72	1.56	-	-
HFCD16612	1.07	1.00	1.17	1.14	0.96	0.90	1.05	1.03	1.33	1.26	1.30	1.24	-	-
HFCD16812	1.25	1.23	1.61	1.52	1.13	1.11	1.45	1.37	1.79	1.60	1.68	1.56	-	-
HFCD17612	1.07	1.00	1.17	1.14	0.96	0.90	1.05	1.03	1.33	1.26	1.30	1.24	-	-
HFCD17812	1.25	1.23	1.61	1.52	1.13	1.11	1.45	1.37	1.79	1.60	1.68	1.56	-	-
HFC171212	-	-	-	-	-	-	-	-	-	-	-	-	3.94	-
HFCD171212	-	-	-	-	-	-	-	-	-	-	-	-	-	2.04

Product Dimensions



A = Height/Diameter
 B = Total Length (including valve)
 D = Elbow Radial Length



Gasket Thickness: .06"
 Mounting Hole: 1.21" diameter
 Coupling Spacing: 1.92" minimum

	PANEL OPENING	MAX. PANEL THICKNESS	MIN. PANEL THICKNESS
COUPLING BODIES	see drawing	.25	.03

Coupling Bodies

POLYPROPYLENE



TERMINATION
 IN-LINE
 PIPE THREAD

THREAD SIZE
 3/8" NPT
 3/8" BSPT
 1/2" NPT
 3/4" NPT

STRAIGHT THRU
 HFC10612
 HFC10612BSPT
 HFC10812
 HFC101212

SHUTOFF
 HFCD10612
 HFCD10612BSPT
 HFCD10812
 HFCD101212

A	B
1.44	2.69
1.44	2.72
1.44	2.88
1.44	3.07



TERMINATION
 BULKHEAD PANEL
 MOUNT
 HOSE BARB

TUBING SIZE
 3/8" ID
 1/2" ID
 5/8" ID
 3/4" ID

METRIC EQ.
 9.5mm ID
 12.7mm ID
 15.9mm ID
 19.0mm ID

STRAIGHT THRU
 HFC16612
 HFC16812
 HFC161012
 HFC161212

SHUTOFF
 HFCD16612
 HFCD16812
 HFCD161012
 HFCD161212

A	B
1.82	2.82
1.82	2.82
1.82	2.94
1.82	2.94



TERMINATION
 BULKHEAD
 PANEL MOUNT
 COMPRESSION

TUBING SIZE
 3/8" OD
 1/2" OD

METRIC EQ.
 9.5mm OD
 12.7mm OD

STRAIGHT THRU
 HFC12612
 HFC12812

SHUTOFF
 HFCD12612
 HFCD12812

A	B
1.82	2.96
1.82	3.11



TERMINATION
 IN-LINE
 HOSE BARB

TUBING SIZE
 3/8" ID
 1/2" ID
 5/8" ID
 3/4" ID

METRIC EQ.
 9.5mm ID
 12.7mm ID
 15.9mm ID
 19.0mm ID

STRAIGHT THRU
 HFC17612
 HFC17812
 HFC171012
 HFC171212

SHUTOFF
 HFCD17612
 HFCD17812
 HFCD171012
 HFCD171212

A	B
1.44	2.79
1.44	2.79
1.44	2.94
1.44	2.94



TERMINATION
 IN-LINE
 COMPRESSION

TUBING SIZE
 3/8" OD
 1/2" OD

METRIC EQ.
 9.5mm OD
 12.7mm OD

STRAIGHT THRU
 HFC13612
 HFC13812

SHUTOFF
 HFCD13612
 HFCD13812

A	B
1.44	2.96
1.44	3.11

Accessories



**PANEL MOUNT
 GASKET
 REPLACEMENT**

For sealing panel mount bodies listed above

MATERIAL
 EPDM

PART NO.
 621200

All measurements are in inches (millimeters) unless otherwise noted. Tubing must meet stated inside and outside diameters.

POLYPROPYLENE

TERMINATION <i>IN-LINE</i> <i>PIPE THREAD</i>	THREAD SIZE 3/8" NPT 3/8" BSPT 1/2" NPT 3/4" NPT		STRAIGHT THRU HFC24612 HFC24612BSPT HFC24812 HFC241212	SHUTOFF HFCD24612 HFCD24612BSPT HFCD24812 HFCD241212	A 1.16 1.16 1.16 1.23	B 1.77/1.89 1.80/1.92 1.95/2.07 2.14/2.26	
TERMINATION <i>IN-LINE</i> <i>HOSE BARB</i>	TUBING SIZE 3/8" ID 1/2" ID 5/8" ID 3/4" ID	METRIC EQ. 9.5mm ID 12.7mm ID 15.9mm ID 19.0mm ID	STRAIGHT THRU HFC22612 HFC22812 HFC221012 HFC221212	SHUTOFF HFCD22612 HFCD22812 HFCD221012 HFCD221212	A 1.00 1.00 1.00 1.00	B 1.97/2.09 1.97/2.09 2.01/2.13 2.14/2.26	
TERMINATION <i>IN-LINE</i> <i>COMPRESSION</i>	TUBING SIZE 3/8" OD 1/2" OD	METRIC EQ. 9.5mm OD 12.7mm OD	STRAIGHT THRU HFC20612 HFC20812	SHUTOFF HFCD20612 HFCD20812	A 1.00 1.00	B 2.14/2.26 2.29/2.41	
TERMINATION <i>ELBOW</i> <i>HOSE BARB</i>	TUBING SIZE 3/8" ID 1/2" ID 3/4" ID	METRIC EQ. 9.5mm ID 12.7mm ID 19.0mm ID	STRAIGHT THRU HFC23612 HFC23812 HFC231212	SHUTOFF HFCD23612 HFCD23812 HFCD231212	A 1.00 1.00 1.00	B 1.93/2.05 1.97/2.09 1.95/2.07	D .93 .93 .93



When selecting a valved coupling for your application, make sure to order a part number with a D just before the numeric portion of the part number. For example, HFC101212 does not have a shutoff valve; HFCD101212 would be the correct part number to order for a valved coupling.

To visually identify a part to determine whether or not it is valved, disconnect the coupling body and insert, and then look through the part. If you can see light all the way through, your part is non-valved. If there is anything obstructing the light, you probably have a valved part. Please contact Customer Service at 1-800-444-2474 or 651-645-0091 if you need further assistance.

All measurements are in inches (millimeters) unless otherwise noted. Tubing must meet stated inside and outside diameters. Couplings are pictured with valves unless otherwise noted.



Call toll free 1-800-444-2474 or visit us at www.colder.com

Copyright © 2012 by Colder Products Company. All rights reserved. Colder Products Company, Colder Products and CPC are registered trademarks with the US Patent & Trademark Office.

HFC SERIES



Actual size

HFC35 Series polysulfone couplings are able to withstand demanding applications and feature physical strength, chemical resistance and autoclavability.

HFC57 Series polysulfone couplings are UV resistant and able to withstand continued exposure to harmful UV rays without affecting performance.

Both can operate in harsh environments in temperatures from -40°F to 280°F (-40°C to 138°C) and pressures from vacuum to 125 psi (8.6 bar). An ergonomic design and a large, shrouded thumb latch pad produce a coupling that is easy to grip and simple to operate. An efficient valve design leads to high flow and exceptionally low spillage. Both series also add bulkhead panel mount, garden hose thread and Hastelloy® C spring options.

Features

- Polysulfone (HFC35)
- UV Polysulfone (HFC57)
- High efficiency valve
- Ergonomic design
- Compatible

Benefits

- Physically strong and autoclavable
- Physically strong and UV resistant
- More flow and less spillage in a compact size
- Easy to grip, simple to operate
- Mates with HFC12 couplings

Specifications

Pressure:

Vacuum to 125 psi, 8.6 bar

Temperature:

-40°F to 280°F (-40°C to 138°C)

Materials:

Main components and valves:

HFC35 - Polysulfone

HFC57 - UV-resistant polysulfone

Thumb latch:

HFC35 - Polysulfone

HFC57 - UV-resistant polysulfone

Valve spring: 316 stainless steel

External springs: 316 stainless steel

O-rings: EPDM

Panel mount gasket: EPDM

Female GHT gasket: FDA EPDM

Colors:

HCF35 - Natural white, dark gray latch

HCF57 - Black, black latch

Tubing Sizes:

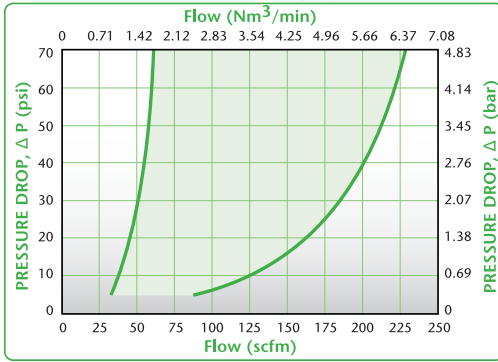
3/8" to 3/4" ID, 9.5mm to 19.0mm ID

WARNING: Pressure, temperature, chemicals, and operating environment can affect the performance of couplings. It is the customer's responsibility to test the suitability of Colder products in their own application conditions. Use the graphs on the following page as a guide.

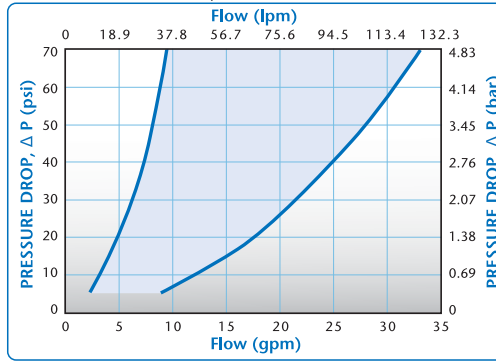
Also available in NSF listed versions, please visit our web site for part number information



HFC35/57 Air Flow, 100 psig Inlet Pressure

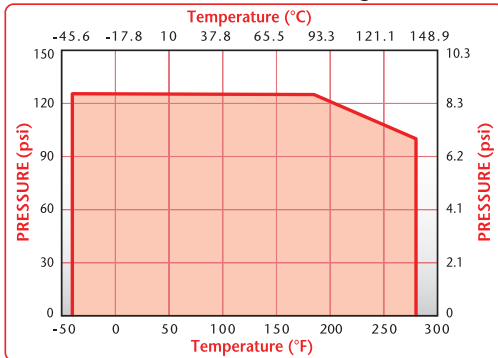


HFC35/57 Water Flow



These graphs are intended to give you a general idea of the performance capabilities of each product line. The shaded area of each graph represents the operating range of the product family, i.e., upper and lower values are shown. Therefore, depending on the exact coupling configurations selected, you can reasonably expect values to fall within the shaded area.

HFC35/57 Pressure Range



Don't forget: you can always visit www.colder.com for more product information.



DID YOU KNOW ...

When specifying products with pipe thread terminations, don't forget to consult Colder's white paper on NPT pipe threads.

Visit the TECHNICAL section of www.colder.com.



DID YOU KNOW ...

The HFC57 Series polysulfone couplings are UV-resistant and able to withstand continued exposure to harmful rays without affecting performance?

These couplings offer all the same features as our HFC12 and HFC35 Series with the added advantage of UV-resistance to protect the strength and durability of your fluid connections. Use the HFC57 couplings in outdoor applications such as watercraft, lawn irrigation systems and solar heating on roofs and decks where a connector is subjected to the harsh rays of the sun.



Call toll free 1-800-444-2474 or visit us at www.colder.com

Copyright © 2012 by Colder Products Company. All rights reserved. Colder Products Company, Colder Products and CPC are registered trademarks with the US Patent & Trademark Office.

HFC35 Coupling Bodies

POLYSULFONE

	TERMINATION IN-LINE PIPE THREAD	THREAD SIZE 3/8" NPT 3/8" BSPT 1/2" NPT 1/2" BSPT 3/4" NPT 3/4" BSPT 3/4" GHT		STRAIGHT THRU HFC10635 HFC10635BSPT HFC10835 HFC10835BSPT HFC101235 HFC101235BSPT HFC101235GHT	SHUTOFF HFCD10635 HFCD10635BSPT HFCD10835 HFCD10835BSPT HFCD101235 HFCD101235BSPT HFCD101235GHT	A 1.44 1.44 1.44 1.44 1.44 1.44 1.44	B 2.73 2.73 2.88 2.88 3.12 3.12 2.94	
	TERMINATION IN-LINE PIPE THREAD (FEMALE)	THREAD SIZE 3/4" GHT 3/4" BSPP		STRAIGHT THRU HFC191235GHT HFC191235BSPP	SHUTOFF HFCD191235GHT HFCD191235BSPP	A 1.44 1.44	B 2.70 2.70	
		TERMINATION BULKHEAD PANEL MOUNT HOSE BARB	TUBING SIZE 3/8" ID 1/2" ID 5/8" ID 3/4" ID	METRIC EQ. 9.5mm ID 12.7mm ID 15.9mm ID 19.0mm ID	STRAIGHT THRU HFC16635 HFC16835 HFC161035 HFC161235	SHUTOFF HFCD16635 HFCD16835 HFCD161035 HFCD161235	A 1.44 1.44 1.44 1.44	B 2.82 2.82 2.94 2.94
		TERMINATION IN-LINE HOSE BARB	TUBING SIZE 3/8" ID 1/2" ID 5/8" ID 3/4" ID	METRIC EQ. 9.5mm ID 12.7mm ID 15.9mm ID 19.0mm ID	STRAIGHT THRU HFC17635 HFC17835 HFC171035 HFC171235	SHUTOFF HFCD17635 HFCD17835 HFCD171035 HFCD171235	A 1.44 1.44 1.44 1.44	B 2.82 2.82 2.94 2.94

Accessories

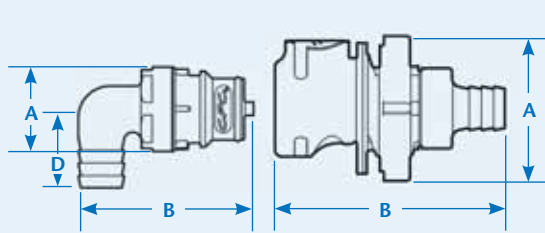
	PANEL MOUNT GASKET REPLACEMENT	For sealing panel mount bodies listed above	MATERIAL EPDM	PART NO. 621200
	GHT GASKET REPLACEMENT	For sealing female threads	MATERIAL FDA EPDM	PART NO. 2339400

HFC35 Coupling Inserts

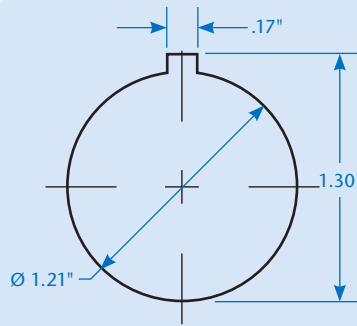
POLYSULFONE

	TERMINATION IN-LINE PIPE THREAD	THREAD SIZE 3/8" NPT 3/8" BSPT 1/2" NPT 1/2" BSPT 3/4" NPT 3/4" BSPT 3/4" GHT		STRAIGHT THRU HFC24635 HFC24635BSPT HFC24835 HFC24835BSPT HFC241235 HFC241235BSPT HFC241235GHT	SHUTOFF HFCD24635 HFCD24635BSPT HFCD24835 HFCD24835BSPT HFCD241235 HFCD241235BSPT HFCD241235GHT	A 1.16 1.16 1.16 1.16 1.23 1.23 1.23	B 1.82/1.94 1.97/2.09 1.97/2.09 1.17/2.09 2.22/2.34 2.21/2.33 2.03/2.15		
	TERMINATION IN-LINE PIPE THREAD (FEMALE)	THREAD SIZE 3/4" GHT 3/4" BSPP		STRAIGHT THRU HFC261235GHT HFC261235BSPP	SHUTOFF HFCD261235GHT HFCD261235BSPP	A 1.37 1.37	B 1.79/1.91 1.79/1.91		
		TERMINATION IN-LINE HOSE BARB	TUBING SIZE 3/8" ID 1/2" ID 5/8" ID 3/4" ID	METRIC EQ. 9.5mm ID 12.7mm ID 15.9mm ID 19.0mm ID	STRAIGHT THRU HFC22635 HFC22835 HFC221035 HFC221235	SHUTOFF HFCD22635 HFCD22835 HFCD221035 HFCD221235	A 1.00 1.00 1.00 1.00	B 1.91/2.03 1.91/2.03 2.03/2.15 2.03/2.15	
	TERMINATION ELBOW HOSE BARB		TUBING SIZE 3/8" ID 1/2" ID	METRIC EQ. 9.5mm ID 12.7mm ID	STRAIGHT THRU HFC23635 HFC23835	SHUTOFF HFCD23635 HFCD23835	A 1.00 1.00	B 1.92/2.04 1.96/2.08	D .93 .93

All measurements are in inches (millimeters) unless otherwise noted. Tubing must meet stated inside and outside diameters.



A = Height/Diameter
B = Total Length (including valve)
D = Elbow Radial Length



Gasket Thickness: .06"
Mounting Hole: 1.21" diameter
Coupling Spacing: 1.92" minimum

Product Dimensions

COUPLING BODIES	PANEL OPENING	MAX. PANEL THICKNESS	MIN. PANEL THICKNESS
	see drawing	.25	.03

HFC57 Coupling Bodies UV POLYSULFONE

TERMINATION	THREAD SIZE	STRAIGHT THRU	SHUTOFF	A	B
IN-LINE PIPE THREAD	3/8" BSPT	HFC10657BSPT	HFCD10657BSPT	1.44	2.73
	1/2" NPT	HFC10857	HFCD10857	1.44	2.88
	1/2" BSPT	HFC10857BSPT	HFCD10857BSPT	1.44	2.88
	3/4" BSPT	HFC101257BSPT	HFCD101257BSPT	1.44	3.12
	3/4" GHT	HFC101257GHT	HFCD101257GHT	1.44	2.94
IN-LINE PIPE THREAD (FEMALE)	3/4" GHT	HFC191257GHT	HFCD191257GHT	1.44	2.70
	3/4" BSPP	HFC191257BSPP	HFCD191257BSPP	1.44	2.70
TERMINATION BULKHEAD PANEL MOUNT HOSE BARB	TUBING SIZE	METRIC EQ.	SHUTOFF	A	B
	3/8" ID	9.5mm ID	HFCD16657	1.82	2.82
	1/2" ID	12.7mm ID	HFCD16857	1.82	2.82
	5/8" ID	15.9mm ID	HFCD161057	1.82	2.94
IN-LINE HOSE BARB	TUBING SIZE	METRIC EQ.	SHUTOFF	A	B
	3/8" ID	9.5mm ID	HFC17657	1.44	2.82
	1/2" ID	12.7mm ID	HFC17857	1.44	2.82
	5/8" ID	15.9mm ID	HFC171057	1.44	2.94
3/4" ID	19.0mm ID	HFC171257	HFCD171257	1.44	2.94

Accessories

PANEL MOUNT GASKET REPLACEMENT	For sealing panel mount bodies listed above	MATERIAL EPDM	PART NO. 621200
GHT GASKET REPLACEMENT	For sealing female threads	MATERIAL FDA EPDM	PART NO. 2339400



HFC57 Coupling Inserts UV POLYSULFONE

TERMINATION	THREAD SIZE	STRAIGHT THRU	SHUTOFF	A	B
IN-LINE PIPE THREAD	3/8" BSPT	HFC24657BSPT	HFCD24657BSPT	1.16	1.84/1.96
	1/2" BSPT	HFC24857BSPT	HFCD24857BSPT	1.16	1.99/2.07
	1/2" NPT	HFC24857	HFCD24857	1.16	1.95/2.11
	3/4" BSPT	HFC241257BSPT	HFCD241257BSPT	1.23	2.19/2.31
	3/4" GHT	HFC241257GHT	HFCD241257GHT	1.16	2.15/2.27
IN-LINE PIPE THREAD (FEMALE)	3/4" GHT	HFC261257GHT	HFCD261257GHT	1.37	1.79/1.91
	3/4" BSPP	HFC261257BSPP	HFCD261257BSPP	1.37	1.79/1.91
IN-LINE HOSE BARB	TUBING SIZE	METRIC EQ.	SHUTOFF	A	B
	3/8" ID	9.5mm ID	HFC22657	1.00	1.91/2.03
	1/2" ID	12.7mm ID	HFC22857	1.00	1.91/2.03
	5/8" ID	15.9mm ID	HFC221057	1.00	2.03/2.15
3/4" ID	19.0mm ID	HFC221257	HFCD221257	1.00	2.03/2.15



All measurements are in inches (millimeters) unless otherwise noted. Tubing must meet stated inside and outside diameters. Couplings are pictured with valves unless otherwise noted.



FFC35 Series

1/2" flow couplings feature double the flow of the HFC Series couplings. The FFC Series has a non-valved bore that increases flow and minimizes turbulence. The polysulfone material is able to withstand demanding applications and features physical strength, chemical resistance and autoclavability. An ergonomic design and a large, shrouded thumb latch pad produce a coupling that is easy to grip and simple to operate.

Features

- No valves
- Polysulfone material
- Ergonomic design

Benefits

- Exceptional flow
- Physically strong and autoclavable
- Easy to grip, simple to operate

Specifications

Pressure: Vacuum to 125 psi, 8.6 bar

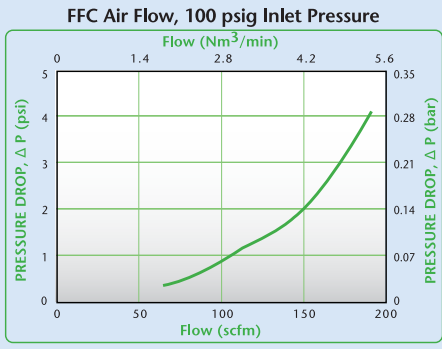
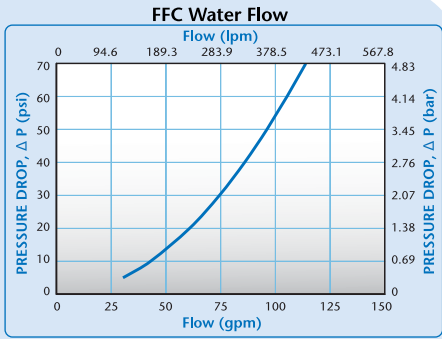
Temperature: -40°F to 280°F (-40°C to 138°C)

- Materials:**
- Main components: Polysulfone
 - Thumb latch: Polysulfone
 - External spring: 316 stainless steel
 - O-rings: FDA Buna-N
 - Panel mount gasket: EPDM
 - Female GHT gasket: FDA EPDM

Color: Natural white with dark gray latch

Tubing Sizes: 3/4" ID, 19.0mm ID

WARNING: Pressure, temperature, chemicals, and operating environment can affect the performance of couplings. It is the customer's responsibility to test the suitability of Colder products in their own application conditions. Use the graphs on the following page as a guide.

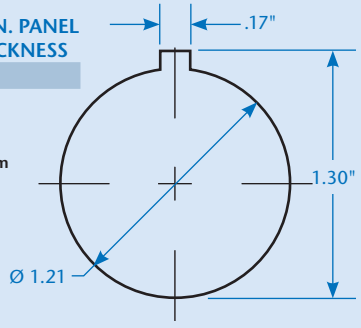


These graphs are intended to give you a general idea of the performance capabilities of each product line.

Panel Mount Dimensions

	PANEL OPENING	MAX. PANEL THICKNESS	MIN. PANEL THICKNESS
COUPLING BODIES	see drawing	.25	.03

Gasket Thickness: .06"
 Mounting Hole: 1.21" diameter
 Coupling Spacing: 1.92" minimum

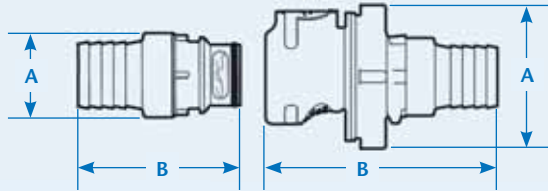


Non-Valved

Colder's FFC35 Series couplings feature a wide open, straight-thru flow path.



Product Dimensions (cont.)



A = Height/Diameter
B = Total Length

Coupling Bodies

POLYSULFONE

TERMINATION	THREAD SIZE	STRAIGHT THRU	A	B
IN-LINE	1/2" NPT	FFC10835	1.44	2.88
PIPE THREAD	1/2" BSPT	FFC10835BSPT	1.44	2.88
	3/4" NPT	FFC101235	1.44	3.12
	3/4" BSPT	FFC101235BSPT	1.44	3.12
	3/4" GHT	FFC101235GHT	1.44	2.94

TERMINATION	THREAD SIZE	STRAIGHT THRU	A	B
IN-LINE	3/4" GHT	FFC191235GHT	1.44	2.70
PIPE THREAD (FEMALE)	3/4" BSPP	FFC191235BSPP	1.44	2.70

TERMINATION	TUBING SIZE	METRIC EQ.	STRAIGHT THRU	A	B
BULKHEAD	3/4" ID	19.0mm ID	FFC161235	1.82	2.94
PANEL MOUNT					
HOSE BARB					

TERMINATION	TUBING SIZE	METRIC EQ.	STRAIGHT THRU	A	B
IN-LINE	3/4" ID	19.0mm ID	FFC171235	1.44	2.94
HOSE BARB					

Accessories

TERMINATION		MATERIAL	PART NO.
PANEL MOUNT GASKET REPLACEMENT	For sealing panel mount bodies listed above	EPDM	621200
TERMINATION		MATERIAL	PART NO.
GHT GASKET REPLACEMENT	For sealing female threads	FDA EPDM	2339400



Coupling Inserts

POLYSULFONE

TERMINATION	THREAD SIZE	STRAIGHT THRU	A	B
IN-LINE	1/2" NPT	FFC24835	1.16	1.95
PIPE THREAD	1/2" BSPT	FFC24835BSPT	1.16	1.95
	3/4" NPT	FFC241235	1.23	2.14
	3/4" BSPT	FFC241235BSPT	1.23	2.14
	3/4" GHT	FFC241235GHT	1.16	2.01

TERMINATION	THREAD SIZE	STRAIGHT THRU	A	B
IN-LINE	3/4" GHT	FFC261235GHT	1.37	1.77
PIPE THREAD (FEMALE)	3/4" BSPP	FFC261235BSPP	1.37	1.77

TERMINATION	TUBING SIZE	METRIC EQ.	STRAIGHT THRU	A	B
IN-LINE	3/4" ID	19.0mm ID	FFC221235	1.00	2.02
HOSE BARB					



All measurements are in inches (millimeters) unless otherwise noted. Tubing must meet stated inside and outside diameters.

Specifications

Pressure: Vacuum to 100 psi, 6.9 bar per line

Temperature:

Acetal fitting inserts:
-40°F to 180°F (-40°C to 82°C)

Polypropylene fitting inserts:
32°F to 180°F (0°C to 82°C)

Materials:

Main components: Nylon

Valves: Acetal

Valve springs: 316 stainless steel

Fitting inserts: Acetal or polypropylene

O-rings: Buna-N with acetal
or EPDM with polypropylene

Panel mount adapter: Acetal

Tube shroud: Acetal

Color:

Main components:
Black with red locking latch

Tube shroud: Black

Panel mount adapter: Black

Tubing Sizes:

1/16" to 1/8" ID, 1.6mm to 3.2mm ID

CONNECT UP TO 10 TUBES IN ONE EASY MOTION!

The Tentube™ coupling provides one easy-to-use quick disconnect for up to ten separate fluid lines. The Tentube is available with valves on the body side in panel mount or in-line configurations for maximum design flexibility. The Tentube can connect and disconnect up to ten lines with the use of a simple slide latch. Tubing orientation is ensured by keying the coupling body and insert. Different fluids and tubing sizes can be accommodated by using acetal or polypropylene inserts in three popular sizes.

Features

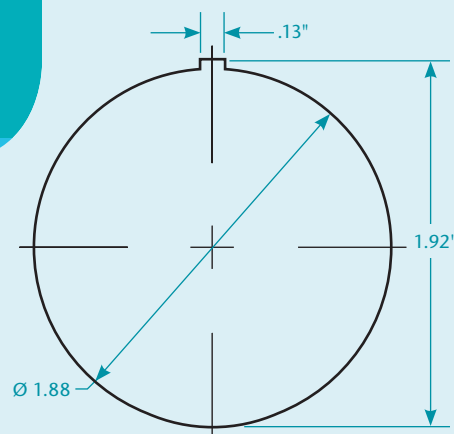
- Ten line connection
- Separate flow paths
- Insert is keyed to body
- Acetal or polypropylene inserts

Benefits

- Fast, efficient operation
- Pressure and/or vacuum in one coupling
- Ensures correct line orientation
- Maximize design flexibility

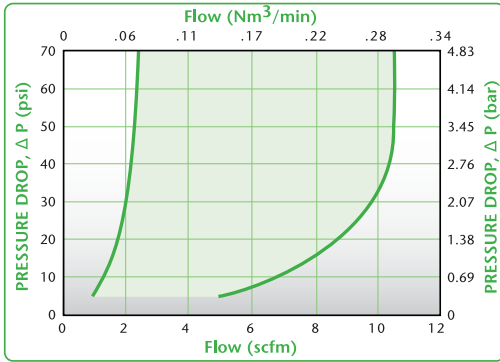
Panel Mount Dimensions

	PANEL OPENING	MAX. PANEL THICKNESS	MIN. PANEL THICKNESS
COUPLING BODIES	see drawing	.44	.06

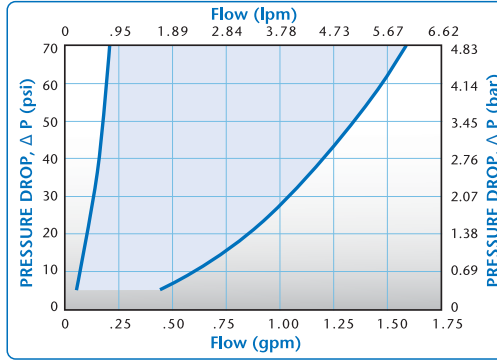


Note: Use TMF and TFF inserts and bodies for custom designed assemblies. See page 75.

Tentube Air Flow, 100 psig Inlet Pressure



Tentube Water Flow



These graphs are intended to give you a general idea of the performance capabilities of each product line. The shaded area of each graph represents the operating range of the product family, i.e., upper and lower values are shown. Therefore, depending on the exact coupling configurations selected, you can reasonably expect values to fall within the shaded area.

Don't forget: you can always visit www.colder.com for more product information.

Tentube™ Complete ACETAL / POLYPROPYLENE

TERMINATIONS	TUBING SIZE	METRIC EQ.	ACETAL STRAIGHT THRU	ACETAL SHUTOFF	POLYPROPYLENE STRAIGHT THRU	
COMPLETE COUPLING SET	1/16" ID	1.6mm ID	TT1001	TTD1001	TT100112	
	3.0mm ID	3.0mm ID	TT10M3	TTD10M3		
	1/8" ID	3.2mm ID	TT1002	TTD1002	TT100212	
COUPLING BODY WITH FEMALE FITTING BODIES	1/16" ID	1.6mm ID	TFB1001	TFBD1001	TFB100112	
	3.0mm ID	3.0mm ID	TFB10M3	TFBD10M3		
	1/8" ID Without fitting bodies	3.2mm ID	TFB1002	TFBD1002	TFB100212	
COUPLING INSERT WITH MALE FITTING INSERTS	1/16" ID	1.6mm ID	TMB1001		TMB100112	
	3.0mm ID	3.0mm ID	TMB10M3			
	1/8" ID Without fitting inserts	3.2mm ID	TMB1002		TMB100212	

Inserts & Bodies

ACETAL / POLYPROPYLENE

TERMINATIONS	TUBING SIZE	METRIC EQ.	ACETAL STRAIGHT THRU	ACETAL SHUTOFF	POLYPROPYLENE STRAIGHT THRU	
FITTING INSERTS (SEE NOTE ON PAGE 66)	1/16" ID	1.6mm ID	TMF01		TMF0112	
	3.0mm ID	3.0mm ID	TMFM3			
	1/8" ID	3.2mm ID	TMF02		TMF0212	
FITTING BODIES (SEE NOTE ON PAGE 66)	1/16" ID	1.6mm ID	TFF01	TFFD01	TFF0112	
	3.0mm ID	3.0mm ID	TFFM3	TFFDM3		
	1/8" ID	3.2mm ID	TFF02	TFFD02	TFF0212	

Note: Acetal bodies and inserts are also available in white. To order, add MWHT to the end of the part number.

Accessories

DESCRIPTION	PART NO.
Tube shroud - snaps into either half	TS10
Panel mount adapter & nut - 7/16" max. panel thickness; requires 1.875" diameter hole	TPM10



All measurements are in inches (millimeters) unless otherwise noted. Tubing must meet stated inside and outside diameters. Couplings are pictured with valves unless otherwise noted.



Patented

SIXTUBE

TWIN TUBE

The Sixtube™ coupling provides one easy-to-use quick disconnect for up to six separate fluid lines. The Sixtube is available with valves on either side for maximum design flexibility. Featuring the Colder thumb latch, the Sixtube can disconnect up to six lines with the push of a button. The snap-in panel mount design keeps a low profile on the front of the equipment panel.

The Twin Tube™ coupling provides one easy-to-use quick disconnect for two separate fluid lines. The non-valved Twin Tube maintains two individual flow paths in one coupling. Featuring the Colder thumb latch, the Twin Tube can disconnect two lines with the push of a button. The panel mount design keeps a low profile on the front of the equipment panel.

Features	Benefits
Six/two line connection	Fast, efficient operation
Separate flow paths	Pressure and/or vacuum in one coupling
Sixtube insert is keyed to body	Ensures correct line orientation
Free coupling rotation (Twin Tube)	Eliminates kinked tubing
Colder thumb latch	One-hand connection and disconnection

Sixtube Specifications

Pressure: Vacuum to 100 psi, 6.9 bar per line

Temperature:

Acetal fitting inserts:
-40°F to 180°F (-40°C to 82°C)

Polypropylene fitting inserts:
32°F to 180°F (0°C to 82°C)

Materials:

Main component: Acetal

Valves: Acetal

Fitting inserts: Acetal, polypropylene

Thumb latch: Acetal

Valve spring: 316 stainless steel

O-rings: Buna-N with acetal or EPDM with polypropylene

Color: Natural white with aqua latch

Tubing Sizes:

1/16" to 1/8" ID, 1.6mm to 3.2mm ID

NOTE: Caution must be observed when ordering Sixtube assemblies. Body and insert halves which both contain female or male fittings will not couple. Contact Colder for questions and ordering assistance.

Twin Tube Specifications

Pressure: Vacuum to 120 psi, 8.3 bar per line

Temperature:

-40°F to 180°F (-40°C to 82°C)

Materials:

Main components: Acetal, ABS

Thumb latch: Stainless steel

External springs and pin: Stainless steel

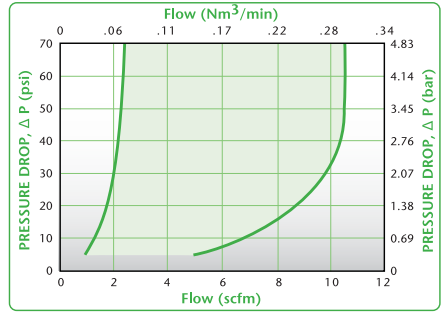
O-rings: Buna-N

Color: Natural white (acetal), white (ABS)

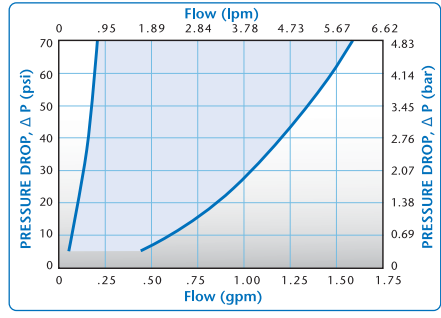
Tubing Sizes:

1/16" to 1/8" ID, 1.6mm to 3.2mm ID

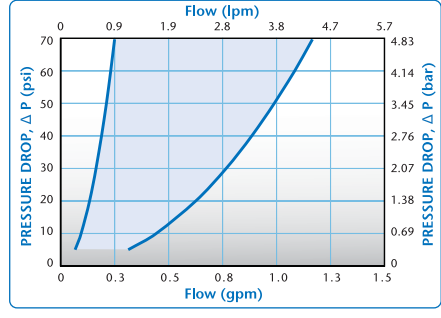
Sixtube Air Flow, 100 psig Inlet Pressure



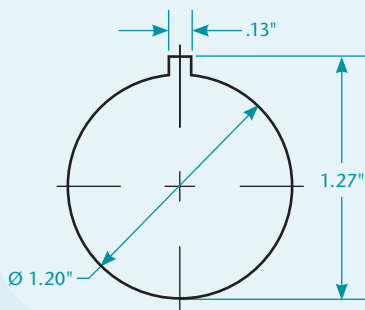
Sixtube Water Flow



Twin Tube Water Flow



These graphs are intended to give you a general idea of the performance capabilities of each product line. The shaded area of each graph represents the operating range of the product family, i.e., upper and lower values are shown. Therefore, depending on the exact coupling configurations selected, you can reasonably expect values to fall within the shaded area.



Sixtube™ Insert Panel Mount Dimensions

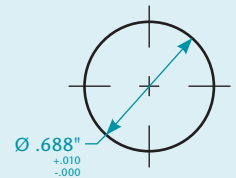
Panel Thickness: 1/8"

Twin Tube™ Body Panel Mount Dimensions



PANEL
NUT HEX
13/16

PANEL
NUT THREAD
11/16-24UNEF



Maximum Panel Thickness: 1/2"
Minimum Panel Thickness: 0.02"

Sixtube Coupling Bodies

ACETAL / POLYPROPYLENE

TERMINATION	TUBING SIZE	METRIC EQ.	ACETAL STRAIGHT THRU	ACETAL SHUTOFF	POLYPROPYLENE STRAIGHT THRU
WITH MALE FITTING INSERTS	1/16" ID	1.6mm ID	SXM1701		SXM170112
	1/8" ID	3.0mm ID	SXM17M3		
WITH FEMALE FITTING BODIES	1/16" ID	1.6mm ID	SXF1701	SXFD1701	SXF170112
	1/8" ID	3.0mm ID	SXF17M3	SXFD17M3	
TERMINATION WITHOUT FITTINGS			SXF1702	SXFD1702	SXF170212
			SX17		



Sixtube Coupling Inserts

ACETAL / POLYPROPYLENE

TERMINATION	TUBING SIZE	METRIC EQ.	ACETAL STRAIGHT THRU	ACETAL SHUTOFF	POLYPROPYLENE STRAIGHT THRU
WITH MALE FITTING INSERTS	1/16" ID	1.6mm ID	SXM4201		SXM420112
	1/8" ID	3.0mm ID	SXM42M3		
WITH FEMALE FITTING BODIES	1/16" ID	1.6mm ID	SXF4201	SXFD4201	SXF420112
	1/8" ID	3.0mm ID	SXF42M3	SXFD42M3	
TERMINATION WITHOUT FITTINGS			SXF4202	SXFD4202	SXF420212
			SX42		



Accessories



DESCRIPTION

Sixtube pressure plugs
(For fitting bodies or inserts, see page 67)

PART NO.

TMPMWHT

Twin Tube Coupling Bodies

ACETAL / ABS

TERMINATION	TUBING SIZE	METRIC EQ.	ACETAL STRAIGHT THRU	ABS STRAIGHT THRU
PANEL MOUNT HOSE BARB	1/16" ID	1.6mm ID	PTC16010	
	1/8" ID	3.2mm ID	PTC16020	PTC1602096



Twin Tube Coupling Inserts

ACETAL / ABS

TERMINATION	TUBING SIZE	METRIC EQ.	ACETAL STRAIGHT THRU	ABS STRAIGHT THRU
IN-LINE HOSE BARB	1/16" ID	1.6mm ID	PTC22010	
	1/8" ID	3.2mm ID	PTC22020	PTC2202096



Call toll free 1-800-444-2474 or visit us at www.colder.com

Copyright © 2012 by Colder Products Company. All rights reserved. Colder Products Company, Colder Products and CPC are registered trademarks with the US Patent & Trademark Office.



MULTI-MOUNT SERIES

Specifications

Pressure:

Minimum: Vacuum

Maximum: Brass = 500 psi / no. of stations
or Acetal = 240 psi / no. of stations

Temperature:

-40°F to 180°F (-40°C to 82°C)

Materials:

Main components: Acetal or chrome-plated brass

Thumb latch: Stainless steel

Mounting Plate: Black anodized aluminum

Valves: Acetal

Valve spring: 316 stainless steel

External springs and pin: Stainless steel

O-ring: Buna-N

Tubing Sizes:

1/8" to 3/8" ID, 3.2mm to 9.5mm ID

Actual size



Multi-Mount couplings provide one easy-to-use coupling for connecting from three to five lines at once. Multi-mount couplings are available in a wide variety of materials including acetal and chrome-plated brass. Multi-mounts are keyed to prevent mismatched connections and can be configured with or without valves for maximum design flexibility.

Features

- Three to five line connection
- Separate flow paths
- Insert is keyed to body
- Acetal or chrome-plated brass

Benefits

- Fast, efficient operation
- Pressure and/or vacuum in one coupling
- Ensures correct line orientation
- Maximize design flexibility

Four-Step Multi-Mount Ordering Process

Step 1: Determine flow size and termination type.

Step 2: Order two "multiple mount plates" (one for the coupling bodies and one for the coupling inserts) with the appropriate number of connection stations for your specific application (available in 3, 4, or 5 connections, or construct your own). Refer to page 73.

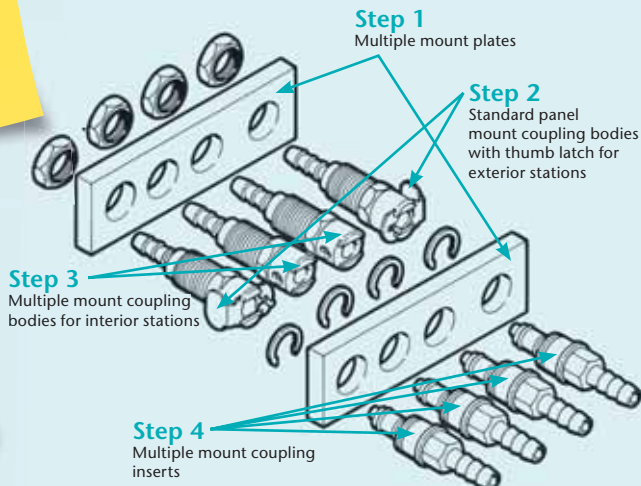
Step 3: Order two "standard panel mount coupling bodies with thumb latches" for the exterior stations.

Step 4: Order an appropriate number of "multiple mount coupling bodies without thumb latches" to accommodate the remaining interior stations.

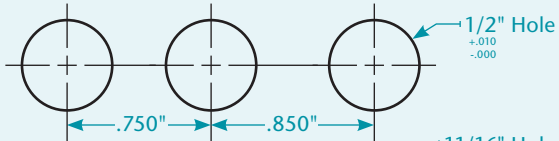
Step 5: Order an appropriate number of "multiple mount inserts" to connect with standard and multiple mount bodies.

NOTE: To order in chrome-plated brass, eliminate the "P" at the beginning of the part number.

- Retaining clip is included with each insert.
- Multiple mount inserts are designed for mounting in 1/4" thick plates.

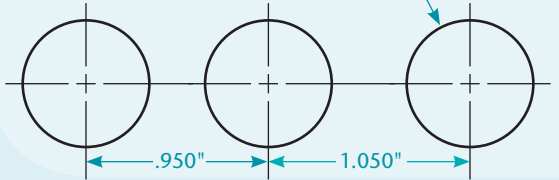


MM SERIES 1/8" Flow



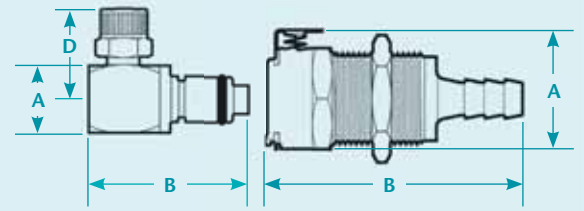
Multiple mount plates are keyed to prevent misconnections.

LM SERIES 1/4" Flow



Multiple mount minimum coupling spacing: Colder offsets the last hole on the mounting plates so they cannot be misconnected.

Product Dimensions



A = Height/Diameter
B = Total Length (including valve)
D = Elbow Radial Length

Retaining Rings

COUPLING SERIES	PART NO. (replacements)
MC/PMC	101700
LC/PLC	278100

Multiple Mount Plates

NUMBER OF STATIONS	1/8" FLOW SIZE	LENGTH	1/4" FLOW SIZE	LENGTH
3	CP103	2.60	LCP103	3.00
4	CP104	3.35	LCP104	3.35
5	CP105	4.10	LCP105	4.90



Turquoise shading indicates 1/8" flow couplings. These are not compatible with 1/4" flow couplings in non-shaded sections.

Coupling Bodies

ACETAL

TERMINATION	TUBING SIZE	METRIC EQ.	STRAIGHT THRU	SHUTOFF	A	B
PANEL MOUNT FERRULELESS POLYTUBE FITTING, PTF†	1/4" OD, .17" ID	6.4mm OD, 4.3mm ID	PMM1204	PMMD1204	.72	1.72
	1/4" OD, .17" ID	6.4mm OD, 4.3mm ID	PLM12004	PLMD12004	.94	1.82
	3/8" OD, .25" ID	9.5mm OD, 6.4mm ID	PLM12006	PLMD12006	.94	1.95



TERMINATION	TUBING SIZE	METRIC EQ.	STRAIGHT THRU	SHUTOFF	A	B
PANEL MOUNT HOSE BARB	1/8" ID	3.2mm ID	PMM1602	PMMD1602	.72	1.65
	3/16" ID	4.8mm ID	PMM1603	PMMD1603	.72	1.85
	1/4" ID	6.4mm ID	PMM1604	PMMD1604	.72	1.85
	1/4" ID	6.4mm ID	PLM16004	PLMD16004	.94	1.95
	5/16" ID	7.9mm ID	PLM16005	PLMD16005	.94	1.95
	3/8" ID	9.5mm ID	PLM16006	PLMD16006	.94	1.95



TERMINATION	THREAD SIZE	STRAIGHT THRU	SHUTOFF	A	B
PANEL MOUNT FEMALE THREAD	10-32 UNF	PMM181032	PMMD181032	.72	1.25



Coupling Inserts

ACETAL

TERMINATION	TUBING SIZE	METRIC EQ.	STRAIGHT THRU	SHUTOFF	A	B
IN-LINE FERRULELESS POLYTUBE FITTING, PTF†	5/32" OD, .10" ID	4.0mm OD, 2.5mm ID	PMM20025	PMMD20025	.58	1.86/1.96
	1/4" OD, .17" ID	6.4mm OD, 4.3mm ID	PMM2004	PMMD2004	.58	1.77/1.87
	1/4" OD, .17" ID	6.4mm OD, 4.3mm ID	PLM20004	PLMD20004	.72	2.10/2.23
	3/8" OD, .25" ID	9.5mm OD, 6.4mm ID	PLM20006	PLMD20006	.72	2.02/2.15



TERMINATION	TUBING SIZE	METRIC EQ.	STRAIGHT THRU	SHUTOFF	A	B
IN-LINE HOSE BARB	1/8" ID	3.2mm ID	PMM2202	PMMD2202	.56	1.87/1.97
	3/16" ID	4.8mm ID	PMM2203	PMMD2203	.58	2.08/2.18
	1/4" ID	6.4mm ID	PMM2204	PMMD2204	.58	1.83/1.93
	1/4" ID	6.4mm ID	PLM22004	PLMD22004	.72	2.20/2.33
	5/16" ID	7.9mm ID	PLM22005	PLMD22005	.72	2.20/2.33
	3/8" ID	9.5mm ID	PLM22006	PLMD22006	.72	2.03/2.16



TERMINATION	TUBING SIZE	METRIC EQ.	STRAIGHT THRU	SHUTOFF	A	B	D
ELBOW FERRULELESS POLYTUBE FITTING, PTF†	1/4" OD, .17" ID	6.4mm OD, 4.3mm ID	PMM2104	PMMD2104	.53	1.41/1.51	.77



All measurements are in inches (millimeters) unless otherwise noted. Tubing must meet stated inside and outside diameters. Couplings are pictured with valves unless otherwise noted. †NOTE: Colder's Ferruleless Polytube Fitting terminations do not require ferrules to achieve a secure connection, which makes them easier to use and reuse. PTF fittings are designed for semi-rigid tubing, i.e., polyethylene, nylon, polyurethane, etc.



Call toll free 1-800-444-2474 or visit us at www.colder.com

Copyright © 2012 by Colder Products Company. All rights reserved. Colder Products Company, Colder Products and CPC are registered trademarks with the US Patent & Trademark Office.



HYBRID CONNECTOR

Hybrid Connectors integrate air lines, electronics and fluid into a compact, single connection point for remote tools on medical devices and equipment. This groundbreaking connector technology eliminates the need for multiple connections and allows clinicians or therapy patients to quickly and easily change or replace modular tools, umbilicals or hand pieces that require power, signal and gases.

Large Format Hybrid Connector Features multiple dry-break couplings and an easy-to-use twist latch for secure connection of multiple lines

Features	Benefits
Easy quarter turn latch	Secure reliable connection
Turnkey solution	Accelerate product development
Off-the-shelf assembly	Minimizes engineering design and manufacturing effort
Custom options available	Design a connector for your unique requirements

Specifications

Pressure: Vacuum to 15 psi, 1.0 bar

Temperature: 40°F to 100°F (4°C to 38°C)

Materials:

Non-wetted coupler components: Glass-filled polypropylene and acetal

Wetted coupler components: Glass-filled polypropylene

Springs: Stainless steel

Electrical contacts: Gold-plated copper alloy

O-rings: EPDM

Tubing: PVC

Color: Black

Terminations:

Panel: Two 1/8" (3.2mm) hose barbs on panel and four 20 ga wires with 12" (304.3mm) pigtail

Umbilical Hose: 8' (2.44M) umbilical with one 1/8" (3.2mm) ID & one 1/16" (1.6mm) ID PVC tube and four 20ga wires with 3" (76.2mm) pigtail

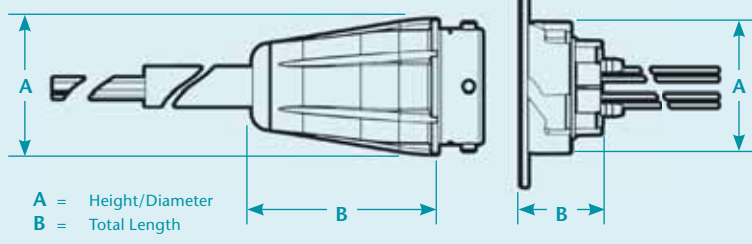
Number of fluid lines: 2

Electrical Specifications

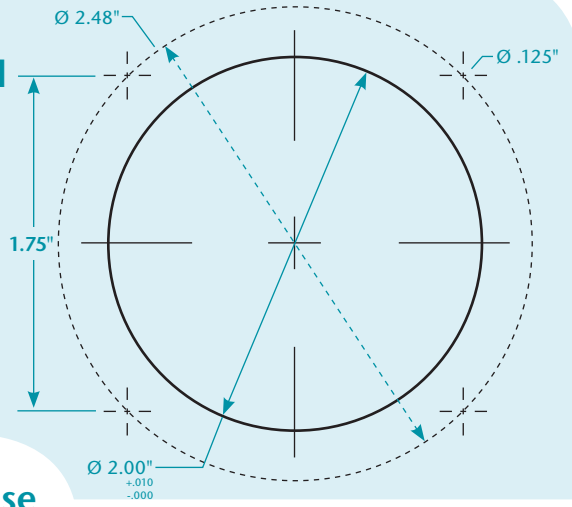
Voltage: Up to 24VDC **Current:** Up to 3 Amps

Wire gauge: 20AWG **Number of contacts:** 4

Product Dimensions



Panel Mount Detail



Coupling Hose



CONFIGURATION	FLOW PATH 1	FLOW PATH 2	PART NO.	A	B
HOSE	1/8" ID (3.2mm)	1/16" ID (1.6mm)	HQC17001	2.00	2.80

Coupling Panel



CONFIGURATION	FLOW PATH 1	FLOW PATH 2	PART NO.	A	B
PANEL MOUNT	1/8" ID (3.2mm)	1/8" ID (3.2mm)	HQC42000	1.96	1.12

Visit us at www.colder.com or call 800-444-2474 to get a free catalog or to find your local distributor.

Specifications

Pressure: Vacuum to 25 psi, 1.7 bar

Temperature:

40°F to 80°F (4°C to 27°C)

Materials:

External coupler components: PET

Air coupler components: Acetal

Springs: Stainless steel

Panel Mount Nut: Zinc-plated steel

Electrical contacts: Gold-plated copper alloy

O-rings: Buna-N

Air line: PVC

Color: Gray

External umbilical hose: 4 feet (121 cm) PVC

Wire: 22AWG PVC jacket

Terminations:

Panel: 1/16" hose barb and two 22AWG wires with 11" pigtail

Umbilical: 4' (121 cm) umbilical with one 1/16" ID PVC tube and two 22AWG wires with 6" pigtail

Number of air lines: 1

Electrical Specifications

Voltage: Up to 24VDC

Current: Up to 3 Amps

Wire: 22AWG with PVC jacket

Number of contacts: 2

MINI HYBRID CONNECTOR

Mini Hybrid Connector

– A compact, single connection point with a smaller form factor that is ideal for use in low-pressure applications where ease of use and ergonomics are important. This connector makes it easy to connect power, signal and gases in one simple motion.



Actual size

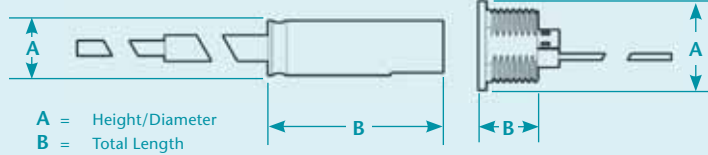
Features

- Easy-to-use breakaway design
- Small package design
- Streamlined exterior
- Proven design

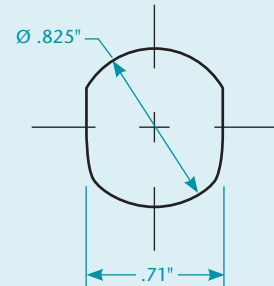
Benefits

- Quick, automatic disconnect
- Minimize device size
- Clean, attractive appearance
- Accelerate product development

Product Dimensions



Panel Mount Detail



Coupling Hose



CONFIGURATION	FLOW PATH	PART NO.	A	B
HOSE	1/16" ID (1.6mm)	MHQC17000	.62	2.00

Coupling Panel



CONFIGURATION	FLOW PATH	PART NO.	A	B
PANEL MOUNT	1/16" ID (1.6mm)	MHQC42000	1.00	.60



The **SMC** is a twist-to-connect coupling that provides a reliable and more secure alternative to luer-type connections. It also allows for the tubing to rotate freely when connected. This important feature prevents both kinked tubing and accidental disconnection during use.

Features

- Twist to connect
- Free coupling rotation
- Safer; prevents misconnections

Benefits

- Prevents accidental disconnects
- Eliminates kinked tubing
- Does not mate to luers

SMC SERIES

Specifications

Pressure: Vacuum to 100 psi, 6.9 bar

Temperature:
-40°F to 250°F (-40°C to 121°C)

Materials:

Main components: Polycarbonate, USP Class VI, ADCF
Locking sleeves: Polycarbonate, USP Class VI, ADCF
O-rings: Buna-N, USP Class V, ADCF

Color:

Main components: Purple tint

Sterilization:

Gamma: Up to 50 kGy irradiation

Tubing Sizes:

1/16" to 1/8" ID, 1.6mm to 3.2mm ID

WARNING: Pressure, temperature, chemicals, and operating environment can affect the performance of couplings. It is the customer's responsibility to test the suitability of Colder products in their own application conditions.

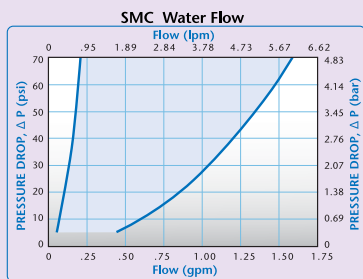
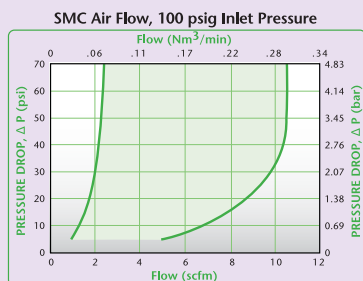
Liquid Flow Rates

Liquid Flow Rate Information for Couplings

The chart below shows the flow rate for Colder couplings. Each coupling was tested with water at 70°F (21°C). To determine flow rates for specific coupling configurations use the formula to the right.

C_v Values for Subminiature Couplings

BODIES	SMM01	SMM02
SMF01	.03	.03
SMF02	.03	.19



These graphs are intended to give you a general idea of the performance capabilities of each product line. The shaded area of the graph represents the operating range of the product family, i.e. upper and lower values are shown. Therefore, depending on the exact coupling configurations selected, you can reasonably expect values to fall within the shaded area.

$$Q = C_v \sqrt{\frac{\Delta P}{S}}$$

Q=Flow rate in gallons per minute
 C_v =Average coefficient across various flow rates (see chart)
 ΔP =Pressure drop across coupling (psi)
 S=Specific gravity of liquid

Coupling Body



POLYCARBONATE

Product Dimensions
(See drawing on page 14)

TERMINATION	TUBING SIZE	METRIC EQ.	STRAIGHT THRU	A	B
IN-LINE	1/16" ID	1.6mm ID	SMF0191	.48	.75/.90
HOSE BARB	1/8" ID	3.2mm ID	SMF0291	.48	.90

Coupling Insert



POLYCARBONATE

TERMINATION	TUBING SIZE	METRIC EQ.	STRAIGHT THRU	A	B
IN-LINE	1/16" ID	1.6mm ID	SMM0191	.48	.75
HOSE BARB	1/8" ID	3.2mm ID	SMM0291	.48	.90

Coupling Set



POLYCARBONATE

TERMINATION	TUBING SIZE	METRIC EQ.	STRAIGHT THRU	A	B
HOSE BARB	1/16" ID	1.6mm ID	SMC0191	.48	1.32
	1/8" ID	3.2mm ID	SMC0291	.48	1.61

SRC SERIES

Patented

Actual size

The SRC connector is a small bore connector that eliminates the potential for misconnections with luer fittings. The intuitive design is simple for end users to operate and provides an audible "click" for added assurance and a secure, leak-free connection. This new connector features a unique elastomeric seal with a smooth, gap-free flow path that provides better flow characteristics and eliminates stagnant flow areas.

Specifications

Pressure: Vacuum to 25 psi, 1.7 bar

Temperature:
32°F to 110°F (0°C to 43°C)
(rated for shipment uncoupled up to 160°F)

Materials:
Main components: Polypropylene with overmolded TPE* pads, USP Class VI, ADCF
Integral seals: Overmolded TPE*, USP Class VI, ADCF

Color: White with blue pads

Sterilization: EtO, e-beam or gamma

Tubing Sizes:
1/8" to 3/16" ID, 3.2mm to 4.8mm ID

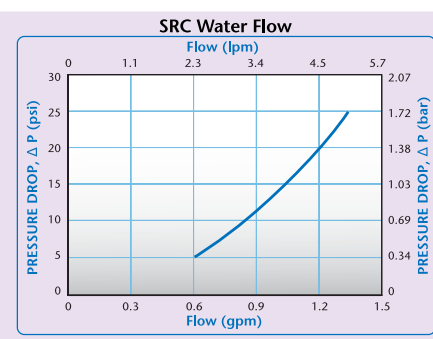
Add "CL" to the end of the plastic SRC part numbers below for cleanroom manufactured versions.

Features

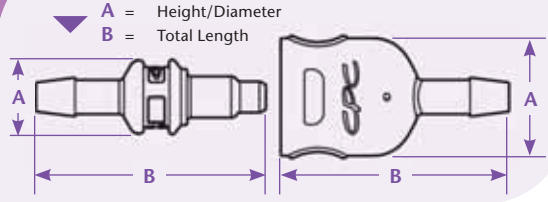
- Prevents misconnections
- Reliable elastomeric seals
- Audible "click" and positive feel
- Allows tubing rotation

Benefits

- Won't connect to IV lines and other non-compatible applications
- Leak-free connections
- Operators know when a secure, reliable connection is made
- Prevents accidental disconnect or kinked tubing



Product Dimensions



	PANEL OPENING	MAX. PANEL THICKNESS	MIN. PANEL THICKNESS
COUPLING BODIES AND INSERTS	7/16	.21	.03
	PANEL NUT HEX	PANEL NUT THREAD	
	1/2	7/16-24UNS	

Coupling Bodies POLYPROPYLENE

TERMINATION	TUBING SIZE	METRIC EQ.	STRAIGHT THRU	A	B
IN-LINE	1/8" ID	3.2mm ID	SRC1702	.62	1.18
HOSE BARB	3/16" ID	4.8mm ID	SRC1703	.62	1.18

Coupling Inserts POLYPROPYLENE

TERMINATION	TUBING SIZE	METRIC EQ.	STRAIGHT THRU	A	B
IN-LINE	1/8" ID	3.2mm ID	SRC2202	.38	1.19
HOSE BARB	3/16" ID	4.8mm ID	SRC2203	.38	1.19

CHROME-PLATED BRASS

TERMINATION	TUBING SIZE	METRIC EQ.	STRAIGHT THRU	A	B
PANEL MOUNT	1/8" ID	3.2mm ID	SRC4202CB	.57	1.66
HOSE BARB	3/16" ID	4.8mm ID	SRC4203CB	.57	1.66

Accessories

PART NO.	DESCRIPTION	MATERIALS
SRC3L	Tethered cap and plug for SRC body and insert	White medical-grade TPE

CPC | Call toll free 1-800-444-2474 or visit us at www.colder.com

Copyright © 2012 by Colder Products Company. All rights reserved. Colder Products Company, Colder Products and CPC are registered trademarks with the US Patent & Trademark Office.

AseptiQuik® S CONNECTOR



AseptiQuik® S Small Format 1/8" and 1/4" Connectors

provide quick and easy sterile connections for small-flow applications, even in non-sterile environments. The "FLIP-CLICK-PULL" design of AseptiQuik S enables users to easily transfer small volumes of media with less risk of operator error. The connector's genderless and robust design provides reliable performance without the need for clamps, fixtures or tube welders. Biopharmaceutical manufacturers can now make 1/8" and 1/4" sterile connections with the quality and market availability they expect from the leader in single-use connection technology.

Features

- Genderless design
- FLIP-CLICK-PULL design
- Integrated pull tab covers
- Robust construction
- Colder Click

Benefits

- Eases single-use systems specifications with one part number for both halves
- Intuitive three-step connection process reduces risk of operator error
- Provide pre-assembly protection and ensure simultaneous removal of both membranes
- Repeatable and reliable performance with no additional hardware required
- Audible confirmation of assembly

Specifications

Pressure: Up to 60 psi, 4.1 bar

Temperature:
39°F to 104°F (4°C to 40°C)

Sterilization:

Gamma: Up to 50kGy irradiation
AutoClave High Temp (HT) Version:
Up to 266°F (130°C) for 30 minutes

Termination Sizes:

1/8", 1/4" and 3/8" ID hose barb (3.2mm, 6.4mm and 9.5mm), 3/4" sanitary and MPC insert

Materials:

Main Components:

Polycarbonate (white), USP Class VI, ADCF

Pull Tabs/Caps:

Polycarbonate (blue, standard version), USP Class VI, ADCF

Polycarbonate (white, HT version), USP Class VI, ADCF

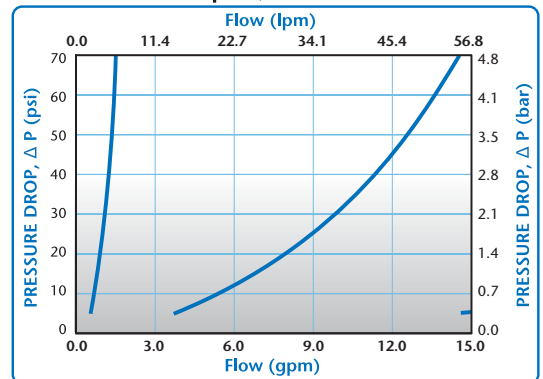
Seals:

Silicone (clear), platinum-cured, USP Class VI, ADCF

Membrane:

Polyethylene (standard version), USP Class VI, ADCF
Hydrophobic polyethersulfone (HT version), USP Class VI

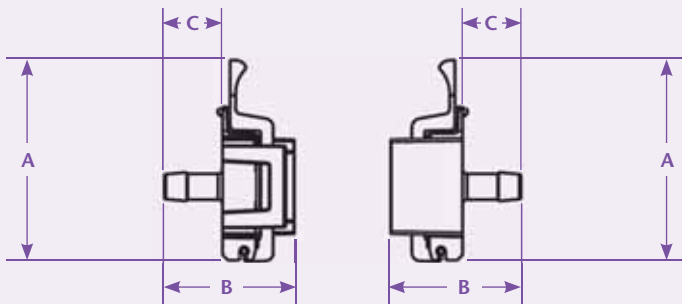
AseptiQuik S Flow



This graph is intended to give you a general idea of the performance capabilities of each product line. The shaded area of the graph represents the operating range of the product family, i.e. upper and lower values are shown. Therefore, depending on the exact coupling configurations selected, you can reasonably expect values to fall within the shaded area.

For validation reports, visit www.colder.com/bio and for extractables data, contact info@colder.com

Visit us at www.colder.com or call 800-444-2474 to get a free catalog or to find your local distributor.



Product Dimensions

- A = Height/Diameter
- B = Total Length
- C = Hose Barb Length

Coupling Bodies

POLYCARBONATE with Blue Pull Tab Covers

TERMINATION	PART NO.	A	B	C
1/8" HOSE BARB	AQS17002	2.25	1.30	0.50
1/4" HOSE BARB	AQS17004	2.25	1.45	0.65
3/8" HOSE BARB	AQS17006	2.25	1.45	0.65
3/4" SANITARY	AQS33012	2.25	1.60	0.80
MPC INSERT	AQS17MPC	2.25	1.49	0.69



POLYCARBONATE HT Version with White Pull Tab Covers

TERMINATION	PART NO.	A	B	C
1/8" HOSE BARB	AQS17002HT	2.25	1.30	0.50
1/4" HOSE BARB	AQS17004HT	2.25	1.45	0.65
3/8" HOSE BARB	AQS17006HT	2.25	1.45	0.65
3/4" SANITARY	AQS33012HT	2.25	1.60	0.80
MPC INSERT	AQS17MPCHT	2.25	1.49	0.69



DID YOU KNOW... Colder offers a full line of AseptiQuik® Connectors? Biopharmaceutical manufacturers now have an extensive range of options for sterile connect and sterile disconnect of single-use systems.

AseptiQuik Connectors enable operators to make a quick and easy sterile connection between two single-use systems, even in non-sterile environments.

AseptiQuik S Connectors deliver quick and easy genderless sterile connections for 1/8" and 1/4" small-flow applications.

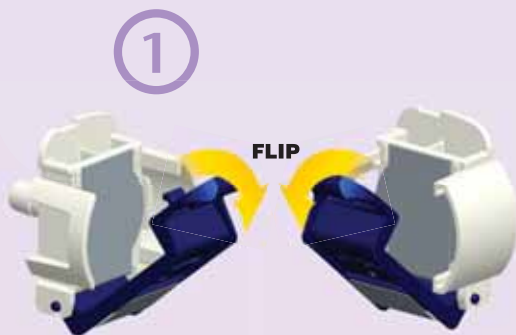
AseptiQuik X Connectors provide quick and easy 1" sterile connections for high-flow applications.

AseptiQuik DC Connectors are the first all-in-one connector to enable operators to make both a sterile connect and a sterile disconnect.

AseptiQuik STC Connectors allow operators to use a Steam-In-Place (SIP) process to connect an AseptiQuik sterile connector to stainless processing equipment.

All of our bioprocessing connections are manufactured in an ISO Class 7 certified cleanroom and all fluid contact materials meet USP Class VI and ADCF requirements. Contact us for validation reports, biocompatibility and extractables data.

CLICK-PULL-TWIST Assembly Procedure



Unsnap and flip down the protective pull tab cover on each connector.



Align the connector halves with the pull tab covers hanging down. Click the two halves together until confirmed by the audible "Colder Click".



To complete the connection, simply snap the pull tab covers together by pushing the CPC logos and "pull" the membranes from the connector.



Call toll free 1-800-444-2474 or visit us at www.colder.com

Copyright © 2012 by Colder Products Company. All rights reserved. Colder Products Company, Colder Products and CPC are registered trademarks with the US Patent & Trademark Office.

ASEPTIQUICK® CONNECTOR



AseptiQuick® Connectors provide quick and easy sterile connections, even in non-sterile environments. AseptiQuick's "CLICK-PULL-TWIST" design enables users to transfer media easily with less risk of operator error. The connector's robust design provides reliable performance without the need for clamps, fixtures or tube welders. Biopharmaceutical manufacturers can make sterile connections with the quality and market availability they expect from the leader in single-use connection technology.

Features

- CLICK-PULL-TWIST design
- Membrane pull tabs
- Robust construction
- Integrated lock ring
- Colder Click
- Market availability

Benefits

- Intuitive three-step connection process reduces risk of operator error
- Ensure simultaneous and secure removal of both membranes
- Repeatable and reliable performance with no additional hardware required
- Secures final connection preventing disassembly
- Audible confirmation of completed assembly steps
- Open access through multiple supply chain partners

Specifications

Pressure: Up to 60 psi, 4.1 bar

Temperature:
39°F to 104°F (4°C to 40°C)

Typical Flow Rate:
 $C_v = 14.4$ max

Sterilization:

Gamma: Up to 50kGy irradiation
Autoclave High Temp (HT) Version:
Up to 266°F (130°C) for 30 minutes

Termination Sizes:

3/8" (9.5mm) and 1/2" (12.7mm) ID hose barb, and 3/4" sanitary

Materials:

Main Components:
Polycarbonate (white), USP Class VI, ADCF

Lock Ring:
Polycarbonate (blue), USP Class VI, ADCF

Pull Tabs:
Polycarbonate (blue, standard version),
USP Class VI, ADCF

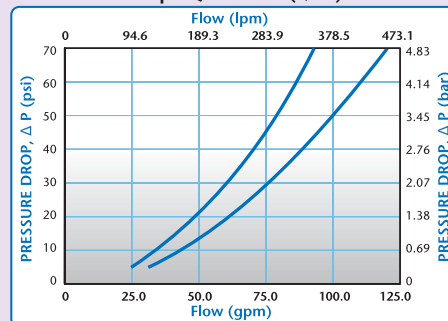
Polycarbonate (white, HT version),
USP Class VI, ADCF

Caps:
Polypropylene (clear), USP Class VI, ADCF

Seals:
Silicone (clear), platinum-cured, USP Class VI,
ADCF

Membrane:
Polyethylene (standard version),
USP Class VI, ADCF
Hydrophobic polyethersulfone (HT version),
USP Class VI

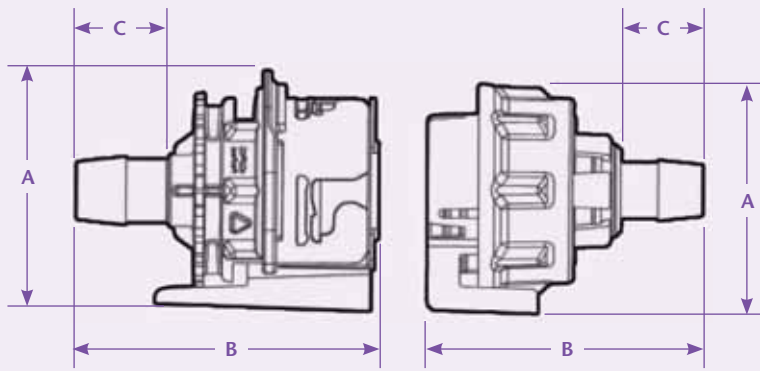
AseptiQuick Flow (1/2")



This graph is intended to give you a general idea of the performance of the product.

Visit us at
www.colder.com/aseptiquick or call
800-444-2474 for more information.

Product Dimensions



- A = Height/Diameter (with cap)
- B = Total Length (with cap)
- C = Hose Barb Length

Coupling Bodies

POLYCARBONATE with Blue Pull Tabs

TERMINATION	PART NO.	FLOW	A	B	C
3/8" HOSE BARB	AQC17006	.34	2.36 (59.9)	2.74 (69.6)	0.65 (16.5)
1/2" HOSE BARB	AQC17008	.50	2.36 (59.9)	2.95 (74.9)	0.89 (22.6)
3/4" SANITARY	AQC33012	.50	2.36 (59.9)	2.73 (69.3)	0.70 (17.8)



Coupling Bodies - High Temperature

POLYCARBONATE with White Pull Tabs

TERMINATION	PART NO.	FLOW	A	B	C
3/8" HOSE BARB	AQC17006HT	.34	2.36 (59.9)	2.74 (69.6)	0.65 (16.5)
1/2" HOSE BARB	AQC17008HT	.50	2.36 (59.9)	2.95 (74.9)	0.89 (22.6)
3/4" SANITARY	AQC33012HT	.50	2.36 (59.9)	2.73 (69.3)	0.70 (17.8)



Coupling Inserts

POLYCARBONATE with Blue Pull Tabs

TERMINATION	PART NO.	FLOW	A	B	C
3/8" HOSE BARB	AQC22006	.34	2.50 (63.5)	2.90 (73.7)	0.65 (16.5)
1/2" HOSE BARB	AQC22008	.50	2.50 (63.5)	2.99 (75.9)	0.89 (22.6)
3/4" SANITARY	AQC44012	.50	2.50 (63.5)	2.80 (71.1)	0.70 (17.8)



Coupling Inserts - High Temperature

POLYCARBONATE with White Pull Tabs

TERMINATION	PART NO.	FLOW	A	B	C
3/8" HOSE BARB	AQC22006HT	.34	2.50 (63.5)	2.90 (73.7)	0.65 (16.5)
1/2" HOSE BARB	AQC22008HT	.50	2.50 (63.5)	2.99 (75.9)	0.89 (22.6)
3/4" SANITARY	AQC44012HT	.50	2.50 (63.5)	2.80 (71.1)	0.70 (17.8)




CLICK-PULL-TWIST Assembly Procedure



Align male and female couplings, push together until "Colder Click" confirmation. Slight rotation of lock ring may be required for proper alignment prior to connection.



Snap membrane pull tabs together and pull from connector.



Twist the blue lock ring clock-wise until "Colder Click" and rib to arrow alignment confirms secure final connection.

ASEPTIQUIK® DC CONNECTOR



AseptiQuik® DC Connectors are the first all-in-one single-use connection technology to offer both a sterile connect and sterile disconnect. With the AseptiQuik DC Connector, manufacturers can make a quick and easy sterile connection and disconnection, even in non-sterile environments.

AseptiQuik DC's intuitive "CLICK-PULL-TWIST" design enables users to transfer media easily with less risk of operator error. After transfer is complete, the connector features a simple one-step disconnection that maintains media sterility by preventing external organisms from entering into the media flow path. The connector's robust design and automatic shutoff valves provide reliable performance without the need for sanitary clamps, fixtures or tube welders.

Features

- CLICK-PULL-TWIST design
- Simple one-step disconnection
- Membrane pull tabs
- Robust construction
- Colder Click
- Market availability

Benefits

- Intuitive three-step connection process reduces risk of operator error
- Maintains media sterility in each half by preventing external organisms from entering the flow path
- Ensure simultaneous and secure removal of both membranes
- Repeatable and reliable performance with no additional hardware required
- Audible confirmation of completed assembly steps
- Open access through multiple supply chain partners

Specifications

Pressure: Up to 60 psi, 4.1 bar

Temperature:
39°F to 104°F (4°C to 40°C)

Sterilization:

Gamma: Up to 50kGy irradiation

Autoclave:

High Temp (HT) Version:
Up to 266°F (130°C) for 30 minutes

Termination Sizes:

1/4", 3/8" and 1/2" ID hose barb (6.4mm, 9.5mm and 12.7mm)

Materials:

Main Components:

Polycarbonate (white), USP Class VI, ADCF

Lock Ring:

Polycarbonate (blue), USP Class VI, ADCF

Pull Tabs:

Polycarbonate (blue, standard version),
USP Class VI, ADCF

Polycarbonate (white, HT version),
USP Class VI, ADCF

Caps:

Polypropylene (clear), USP Class VI, ADCF

Seals:

Silicone (clear), platinum-cured, USP Class VI,
ADCF

Membrane:

Polyethylene (standard version), USP Class VI,
ADCF

Hydrophobic polyethersulfone (HT version), USP
Class VI

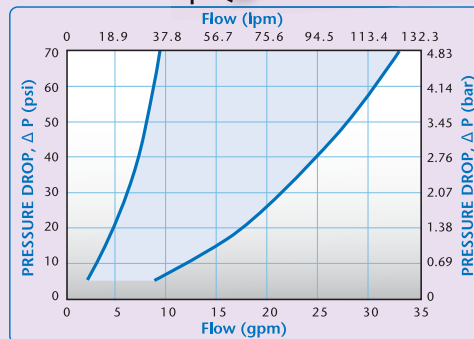
Springs:

316 LVM stainless steel

Mates with standard AseptiQuik halves.

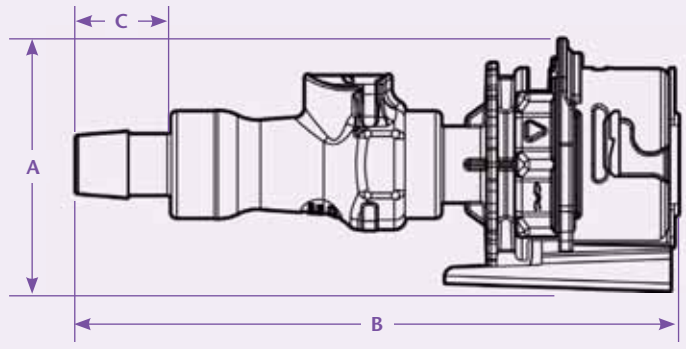
- AQCDC Inserts mate with standard AQC Bodies
- AQCDC Bodies mate with standard AQC Inserts

AseptiQuik DC Flow



This graph is intended to give you a general idea of the performance of the product.

Product Dimensions



- A = Height/Diameter (with cap)
- B = Total Length (with cap)
- C = Hose Barb Length

Coupling Bodies

POLYCARBONATE with Blue Pull Tabs

TERMINATION	PART NO.	FLOW	A	B	C
1/4" HOSE BARB	AQCDC17004	1/4"	2.36 (59.9)	5.33 (135.4)	0.60 (15.2)
3/8" HOSE BARB	AQCDC17006	3/8"	2.36 (59.9)	5.33 (135.4)	0.60 (15.2)
1/2" HOSE BARB	AQCDC17008	3/8"	2.36 (59.9)	5.62 (142.7)	0.89 (22.6)



Coupling Bodies - High Temperature

POLYCARBONATE with White Pull Tabs

TERMINATION	PART NO.	FLOW	A	B	C
1/4" HOSE BARB	AQCDC17004HT	1/4"	2.36 (59.9)	5.33 (135.4)	0.60 (15.2)
3/8" HOSE BARB	AQCDC17006HT	3/8"	2.36 (59.9)	5.33 (135.4)	0.60 (15.2)
1/2" HOSE BARB	AQCDC17008HT	3/8"	2.36 (59.9)	5.62 (142.7)	0.89 (22.6)



Coupling Inserts

POLYCARBONATE with Blue Pull Tabs

TERMINATION	PART NO.	FLOW	A	B	C
1/4" HOSE BARB	AQCDC22004	1/4"	2.50 (63.5)	5.41 (137.4)	0.60 (15.2)
3/8" HOSE BARB	AQCDC22006	3/8"	2.50 (63.5)	5.41 (137.4)	0.60 (15.2)
1/2" HOSE BARB	AQCDC22008	3/8"	2.50 (63.5)	5.70 (144.8)	0.89 (22.6)



Coupling Inserts - High Temperature

POLYCARBONATE with White Pull Tabs

TERMINATION	PART NO.	FLOW	A	B	C
1/4" HOSE BARB	AQCDC22004HT	1/4"	2.50 (63.5)	5.41 (137.4)	0.60 (15.2)
3/8" HOSE BARB	AQCDC22006HT	3/8"	2.50 (63.5)	5.41 (137.4)	0.60 (15.2)
1/2" HOSE BARB	AQCDC22008HT	3/8"	2.50 (63.5)	5.70 (144.8)	0.89 (22.6)



CLICK-PULL-TWIST Assembly Procedure



Align male and female couplings, push together until audible "Colder Click" confirmation. Slight rotation of lock ring may be required for proper alignment prior to connection.



Snap membrane pull tabs together and pull from connector.



Twist the blue lock ring clock-wise until "Colder Click" and rib to arrow alignment confirms secure final connection.



When fluid transfer is finished, press the thumb latch down to complete the sterile disconnection. Both halves will remain sterile.

ASEPTIQUICK® X CONNECTOR



AseptiQuik® X Large Format 1" Connectors

provide quick and easy sterile connections for high flow applications, even in non-sterile environments. AseptiQuik X's "TWIST-PULL-TWIST" design enables users to quickly transfer large volumes of media easily with less risk of operator error. The connector's robust design provides reliable performance without the need for clamps, fixtures or tube welders. Biopharmaceutical manufacturers can now make 1" sterile connections with the quality and market availability they expect from the leader in single-use connection technology.

Features	Benefits
TWIST-PULL-TWIST Design	Intuitive three-step connection process reduces risk of operator error
Membrane pull tabs	Ensure simultaneous and secure removal of both membranes
Robust construction	Repeatable and reliable performance with no additional hardware required
Integrated lock ring	Secures final connection preventing disassembly
Colder Click	Audible confirmation of completed assembly steps

Specifications

Pressure: Up to 60 psi, 4.1 bar

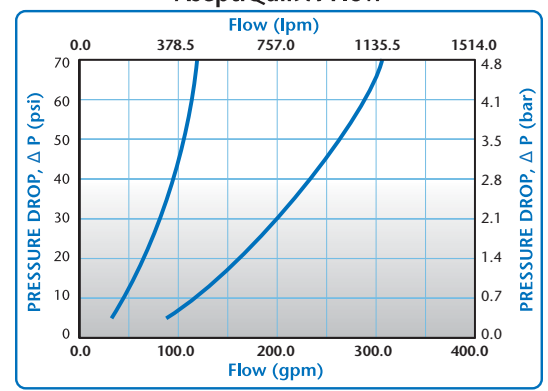
Temperature:
39°F to 104°F (4°C to 40°C)

Sterilization:
Gamma Standard Version:
Up to 50kGy irradiation
AutoClave High Temp (HT) Version:
Up to 266°F (130°C) for 30 minutes

Termination Sizes:
3/4" and 1" ID hose barb (19.0mm and 25.4mm), 1-1/2" sanitary

- Materials:**
- Main Components:** Polycarbonate (white), USP Class VI, ADCF
 - Lock Ring:** Polycarbonate (blue), USP Class VI, ADCF
 - Pull Tabs:** Polycarbonate (blue, standard version), USP Class VI, ADCF
Polycarbonate (white, HT version), USP Class VI, ADCF
 - Caps:** Polypropylene (clear), USP Class VI, ADCF
 - Seals:** Silicone (clear), platinum-cured, USP Class VI, ADCF
 - Membrane:** Polyethylene (standard version), USP Class VI, ADCF
Hydrophobic polyethersulfone (HT version), USP Class VI

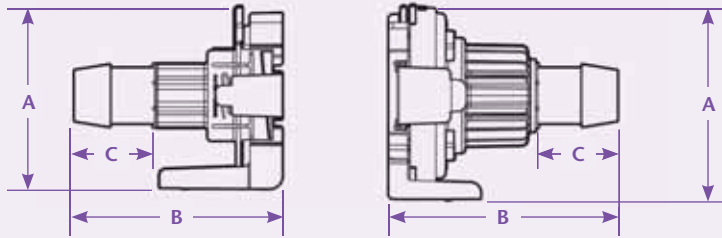
AseptiQuik X Flow



This graph is intended to give you a general idea of the performance capabilities of each product line. The shaded area of the graph represents the operating range of the product family, i.e. upper and lower values are shown. Therefore, depending on the exact coupling configurations selected, you can reasonably expect values to fall within the shaded area.

Visit us at www.colder.com or call 800-444-2474 to get a free catalog or to find your local distributor.

Product Dimensions



- A = Height/Diameter (with cap)
- B = Total Length (with cap)
- C = Hose Barb Length

Coupling Bodies

POLYCARBONATE with Blue Pull Tabs

TERMINATION	PART NO.	A	B	C
3/4" HOSE BARB	AQX17012	3.54	3.93	1.50
1" HOSE BARB	AQX17016	3.54	4.04	1.53
1-1/2" SANITARY	AQX33024	3.54	4.18	1.73



Coupling Bodies - High Temperature

POLYCARBONATE with White Pull Tabs

TERMINATION	PART NO.	A	B	C
3/4" HOSE BARB	AQX17012HT	3.54	3.93	1.50
1" HOSE BARB	AQX17016HT	3.54	4.04	1.53
1-1/2" SANITARY	AQX33024HT	3.54	4.18	1.73



Coupling Inserts

POLYCARBONATE with Blue Pull Tabs

TERMINATION	PART NO.	A	B	C
3/4" HOSE BARB	AQX22012	3.76	4.34	1.50
1" HOSE BARB	AQX22016	3.76	4.45	1.53
1-1/2" SANITARY	AQX44024	3.76	4.58	1.74



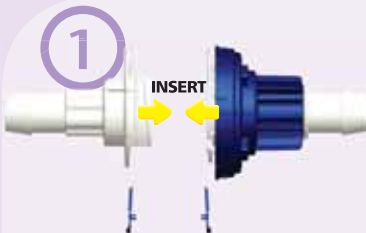
Coupling Inserts - High Temperature

POLYCARBONATE with White Pull Tabs

TERMINATION	PART NO.	A	B	C
3/4" HOSE BARB	AQX22012HT	3.76	4.34	1.50
1" HOSE BARB	AQX22016HT	3.76	4.45	1.53
1-1/2" SANITARY	AQX44024HT	3.76	4.58	1.74



CLICK-PULL-TWIST Assembly Procedure



Align male and female connectors using the START alignment feature of the blue lock ring with the rib indicator of the white body. Insert the two halves together.



Twist the blue lock ring clockwise (approximately 75°) until audible "Colder Click" is heard. Alignment of the small blue lock ring rib indicator with the white body's rib indicator confirms final rotation is complete.



Snap the membrane pull tabs together and pull from connector.



Twist the blue lock ring clockwise until the final audible "Colder Click" is heard (90° from the initial starting point). Alignment of the long blue lock ring rib indicator with the white body's rib indicator confirms initial rotation is complete.



Call toll free 1-800-444-2474 or visit us at www.colder.com

Copyright © 2012 by Colder Products Company. All rights reserved. Colder Products Company, Colder Products and CPC are registered trademarks with the US Patent & Trademark Office.



Actual size



For validation reports, visit www.colder.com/bio and for extractables data, contact info@colder.com

HFC39 Series sterile disconnect couplings

prevent external organisms from entering into the media flow path upon disconnection. Automatic shutoff valves close off the flow path aseptically protecting valuable media while also eliminating the need for pinch clamps and tube welders. The easy-to-use thumb latch design provides a secure, leak-free connection and enables one-hand disconnects.

Features	Benefits
Simple one-step disconnection	Maintains media sterility in each half by preventing external organisms from entering the flow path
Automatic shutoff valves	Stop flow and eliminate need for pinch clamps
Colder Click	Audible confirmation of secure connection
Lightweight	Easy integration with single-use assemblies
BSE/TSE free materials	Meet ADCF requirements

Specifications

Pressure: Vacuum to 125 psi, 8.6 bar

Temperature: -40°F to 280°F (-40°C to 138°C)

Materials:

Main components: Polysulfone (amber tint), USP Class VI, ADCF

O-rings: Silicone (clear), platinum-cured, USP Class VI, ADCF

Springs: 316 LVM stainless steel

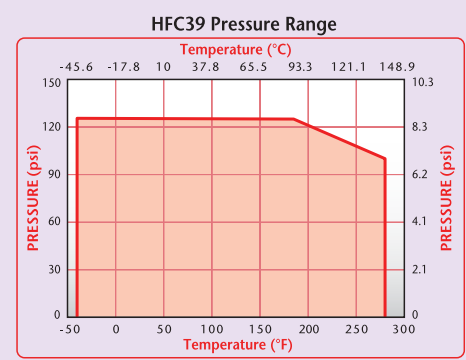
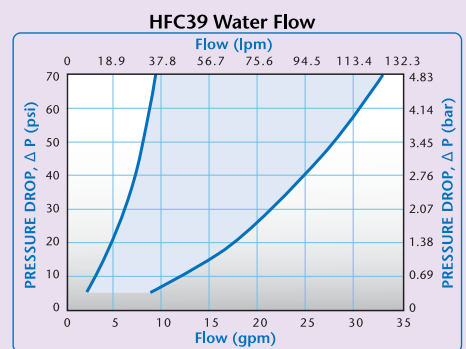
Sterilization:

Gamma: Up to 50 kGy irradiation. Sterilize coupled or uncoupled.

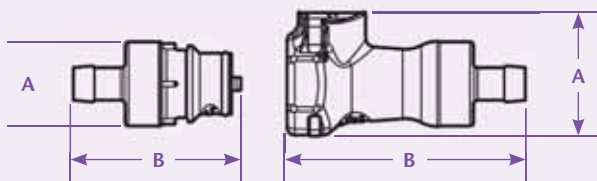
Autoclave: Up to 270°F (132°C) for 60 minutes. Up to 25 repetitions for uncoupled units and up to one repetition for coupled units.

Termination Sizes:

1/4", 3/8" and 1/2" ID hose barb (6.4mm, 9.5mm and 12.7mm)



Product Dimensions



A = Height/Diameter
 B = Total Length (including valve)

Coupling Bodies

POLYSULFONE



TERMINATION	TUBING SIZE	METRIC EQ.	FLOW	SHUTOFF	A	B
IN-LINE	1/4" ID	6.4mm ID	1/4"	HFCD17439M	1.44 (36.6)	2.82 (71.6)
HOSE BARB	3/8" ID	9.5mm ID	3/8"	HFCD17639M	1.44 (36.6)	2.82 (71.6)
	1/2" ID	12.5mm ID	3/8"	HFCD17839M	1.44 (36.6)	2.82 (71.6)

Coupling Inserts

POLYSULFONE



TERMINATION	TUBING SIZE	METRIC EQ.	FLOW	STRAIGHT THRU	SHUTOFF	A	B
IN-LINE	1/4" ID	6.4mm ID	1/4"	HFC22439M	HFCD22439M	1.00 (25.4)	2.02 (51.3)
HOSE BARB	3/8" ID	9.5mm ID	3/8"	HFC22639M	HFCD22639M	1.00 (25.4)	2.02 (51.3)
	1/2" ID	12.5mm ID	3/8"	HFC22839M	HFCD22839M	1.00 (25.4)	2.02 (51.3)

Mating Parts

SEALING CAP HFC32039		MATERIAL Polysulfone	A 1.44 (36.6)	B 2.73 (69.3)
SEALING PLUG HFC30039M	O-RING Silicone Seal USP Class VI	MATERIAL Polysulfone	A 1.00 (25.4)	B 1.81 (46.0)



All measurements are in inches (millimeters) unless otherwise noted. Tubing must meet stated inside and outside diameters. Couplings are pictured with valves unless otherwise noted.



DID YOU KNOW... We offer a full line of single-use products? Biopharmaceutical manufacturers now have an extensive range of options for sterile connecting and sterile disconnecting single-use systems without the need for a laminar flow hood.

AseptiQuik® Connectors enable operators to make a quick and easy sterile connection between two single-use systems, even in non-sterile environments.

HFC39 sterile disconnect couplings feature quick connect functionality with sterile disconnect capability by preventing external organisms from entering into the media flow path upon disconnection.

AseptiQuik DC Connectors are the first all-in-one connector to enable operators to make both a sterile connect and a sterile disconnect.

Steam-Thru® and Steam-Thru II Connectors allow quick and easy sterile connections between stainless steel biopharmaceutical processing equipment and single-use bag and tube systems.

AseptiQuik STC Connectors allow operators to use a Steam-In-Place (SIP) process to connect an AseptiQuik sterile connector to stainless processing equipment.

All of our bioprocessing connections are manufactured in an ISO Class 7 certified cleanroom and all fluid contact materials meet USP Class VI and ADCF requirements. Contact us for validation reports, biocompatibility and extractables data.



Steam-Thru® Connections allow a quick and easy sterile connection between stainless steel biopharmaceutical processing equipment and disposable bag and tube assemblies. The single-use design saves time and money by eliminating unnecessary cleaning procedures and reducing validation burden associated with reusable components.

Features

Innovative three-port design

Patented valve design

Thumb latch/Tear-away sleeve

3/4" and 1-1/2" Terminations

BSE/TSE free materials

Benefits

Allows a true steam-through SIP process which eliminates "dead legs" and the need for laminar flow hoods

Allows sterile connection and disconnection and permits high media flow rate

Secures valve position, provides visual indicator of process stage

Easily connects to process equipment

Meet ADCF requirements

STEAM-THRU® CONNECTIONS

Specifications

Pressure:

Steam position:

Up to 30 psi, 2.1 bar (Steam-Thru)

Up to 35 psi, 2.4 bar (Steam-Thru II)

Flow position: Vacuum to 20 psi, 1.4 bar

Temperature:

Steam position:

Up to 266°F (130°C) for 60 minutes (Steam-Thru)

Up to 275°F (135°C) for 60 minutes (Steam-Thru II)

Flow position: 39°F to 104°F (4°C to 40°C)

Materials:

Connection: Polysulfone (amber tint), USP Class VI, ADCF

O-rings: Silicone (clear), platinum-cured, USP Class VI, ADCF

Tear-away sleeve: Polyethylene or polycarbonate (Steam-Thru only), USP Class VI, ADCF

Typical Flow Rate:

$C_v = 4.2 - 4.6$ (Steam-Thru)

$C_v = 5.2 - 8.0$ (Steam-Thru II)

Sterilization:

Gamma: Up to 50 kGy irradiation

Autoclave: Up to 265°F (129°C) for 60 minutes, up to two cycles (applies only to part numbers STC1700500-STC1700800 and STC2020000-STC2021000)

SIP process:

Up to 266°F (130°C) for 60 minutes (Steam-Thru)

Up to 275°F (135°C) for 60 minutes (Steam-Thru II)

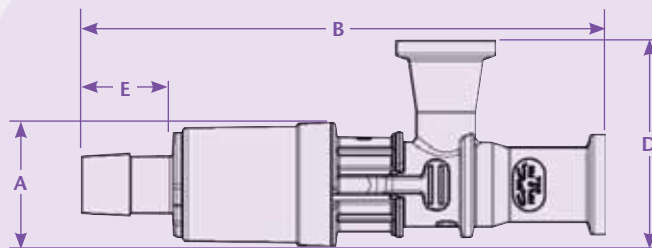
Termination Sizes:

3/8" (9.5mm) to 1/2" (12.7mm) ID hose barb (Steam-Thru)

3/8" (9.5mm) to 1/2" (12.7mm) ID hose barb and 3/4" sanitary (Steam-Thru II)

Steam-Thru® Configurations

Steam-Thru Connection's patented three-port design allows steam to pass directly through the lower ports to "steam on" to stainless equipment. After the SIP cycle is completed, the connector's valve is actuated, creating a sterile flow path to single-use systems.



C = Actuated Length

POLYSULFONE

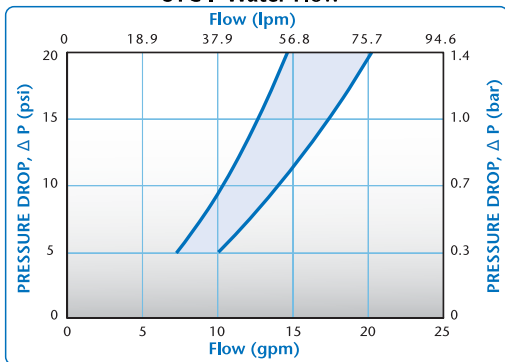
DESCRIPTION WITH POLYETHYLENE SLEEVE	PART NO.	TERMINATIONS	A	B	C	D	E
	STC1700000	3/4" x 3/4" sanitary x 1/2" HB	1.20 (30.5)	5.09 (129.3)	4.44 (112.8)	2.00 (50.8)	0.89 (22.6)
	STC1700100	3/4" x 3/4" sanitary x 3/8" HB	1.20 (30.5)	4.80 (121.9)	4.15 (105.4)	2.00 (50.8)	0.60 (15.2)
	STC1700200	3/4" x 1-1/2" sanitary x 1/2" HB	1.20 (30.5)	5.09 (129.3)	4.44 (112.8)	2.00 (50.8)	0.89 (22.6)
	STC1700300	3/4" x 1-1/2" sanitary x 3/8" HB	1.20 (30.5)	4.80 (121.9)	4.15 (105.4)	2.00 (50.8)	0.60 (15.2)



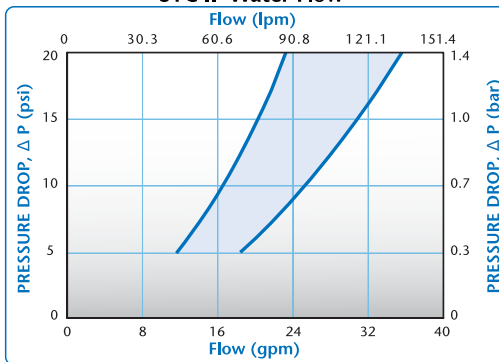
DESCRIPTION WITH AUTOCLAVABLE POLYCARBONATE SLEEVE	PART NO.	TERMINATIONS	A	B	C	D	E
	STC1700500	3/4" x 3/4" sanitary x 1/2" HB	1.20 (30.5)	5.09 (129.3)	4.44 (112.8)	2.00 (50.8)	0.89 (22.6)
	STC1700600	3/4" x 3/4" sanitary x 3/8" HB	1.20 (30.5)	4.80 (121.9)	4.15 (105.4)	2.00 (50.8)	0.60 (15.2)
	STC1700700	3/4" x 1-1/2" sanitary x 1/2" HB	1.20 (30.5)	5.09 (129.3)	4.44 (112.8)	2.00 (50.8)	0.89 (22.6)
	STC1700800	3/4" x 1-1/2" sanitary x 3/8" HB	1.20 (30.5)	4.80 (121.9)	4.15 (105.4)	2.00 (50.8)	0.60 (15.2)



STC I Water Flow



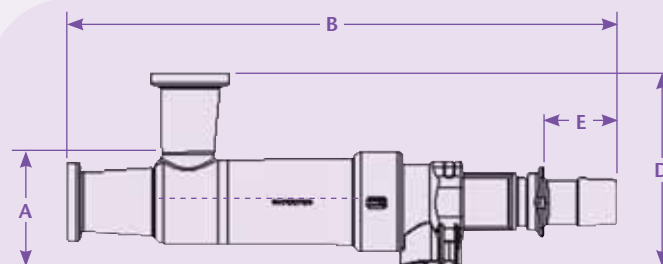
STC II Water Flow



These graphs are intended to give you a general idea of the performance capabilities of each product line. The shaded area of each graph represents the operating range of the product family, i.e., upper and lower values are shown. Therefore, depending on the exact coupling configurations selected, you can reasonably expect values to fall within the shaded area.

Steam-Thru II Configurations

Steam-Thru II Connections offer the flexibility of "steam on" and "steam off" functionality. The innovative design allows the valve to be returned to the steam position enabling a second SIP cycle following media transfer. The "steam off" disconnection of single-use systems minimizes cross-contamination risks associated with reusable components.



C = Actuated Length

POLYSULFONE

PART NO.	TERMINATIONS	A	B	C	D	E
STC2020000	3/4" x 3/4" sanitary x 1/2" HB	1.42 (36.1)	6.84 (173.7)	5.93 (150.6)	2.40 (61.0)	.88 (22.4)
STC2020100	3/4" x 3/4" sanitary x 3/8" HB	1.42 (36.1)	6.76 (171.7)	5.93 (150.6)	2.40 (61.0)	.80 (20.3)
STC2020200	3/4" x 1-1/2" sanitary x 1/2" HB	1.42 (36.1)	6.84 (173.7)	5.93 (150.6)	2.40 (61.0)	.88 (22.4)
STC2020300	3/4" x 1-1/2" sanitary x 3/8" HB	1.42 (36.1)	6.76 (171.7)	5.93 (150.6)	2.40 (61.0)	.80 (20.3)
STC2020900	3/4" x 3/4" sanitary x 3/4" sanitary	1.42 (36.1)	6.60 (167.6)	5.93 (150.6)	2.40 (61.0)	.62 (15.7)
STC2021000	3/4" x 1-1/2" sanitary x 3/4" sanitary	1.42 (36.1)	6.60 (167.6)	5.93 (150.6)	2.40 (61.0)	.62 (15.7)



All measurements are in inches (millimeters) unless otherwise noted. Tubing must meet stated inside and outside diameters.



Call toll free 1-800-444-2474 or visit us at www.colder.com

Copyright © 2012 by Colder Products Company. All rights reserved. Colder Products Company, Colder Products and CPC are registered trademarks with the US Patent & Trademark Office.

ASEPTIQUICK® STC CONNECTOR



AseptiQuik® STC Connectors integrate the AseptiQuik® sterile connector and the Steam-Thru® II SIP connector, giving manufacturers even greater flexibility for hybrid stainless steel and single-use processing. The AseptiQuik STC connector features a Steam-Thru II connection that is mounted directly to stainless steel equipment via a sanitary termination.

The union of the two connectors into a single unit with a sanitary clamp allows an AseptiQuik sterile connection to be steamed on to stainless equipment via SIP. The SIP process can be done in advance allowing a quick and easy sterile connection to the AseptiQuik half without having to wait 30-60 minutes for SIP prior to inoculation or harvest.

Features	Benefits
Combined AseptiQuik and Steam-Thru technologies	Enables SIP of AseptiQuik to stainless equipment
AseptiQuik's CLICK-PULL-TWIST design	Intuitive three aseptic connection step actuation reduces risk of operator error
Steam-Thru's innovative three-port steam design	Allows a true steam-through SIP process which eliminates "dead legs"
Robust construction	Repeatable and reliable performance
Patented steam valve design	Allows sterile connection and disconnection to stainless equipment and permits a high media flow rate
Sanitary interface between the two connectors	Eliminates need for tubing between connectors
Colder Click	Audible confirmation of assembly steps

Specifications

Pressure:
Steam position: Up to 35 psi, 2.4 bar
Flow position: Up to 20 psi, 1.4 bar

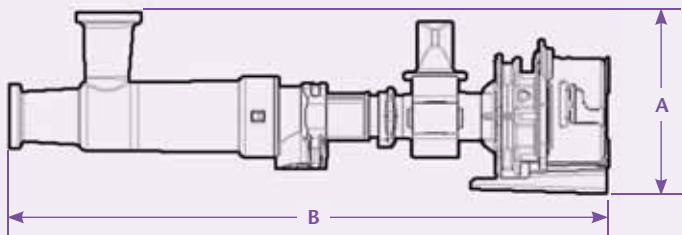
Temperature:
Steam position: Up to 275°F (135°C) for 60 minutes
Flow position: 39°F to 104°F (4°C to 40°C)

Sterilization:
Gamma: Up to 50kGy irradiation
AutoClave High Temp (HT) version: Up to 266°F (130°C) for 30 minutes
 Note: A slight clockwise rotation of the clamp nut may be needed after autoclave.

Materials:
Main Components:
AseptiQuik - Polycarbonate (white), USP Class VI, ADCF
Steam-Thru II - Polysulfone (amber tint), USP Class VI, ADCF
Seals: Silicone (clear), platinum-cured, USP Class VI, ADCF
Pull Tabs:
 Polycarbonate (blue, standard version), USP Class VI, ADCF
 Polycarbonate (white, HT version), USP Class VI, ADCF
Caps: Polypropylene (clear), USP Class VI, ADCF
Membrane:
 Polyethylene (standard version), USP Class VI, ADCF
 Hydrophobic polyethersulfone (HT versions), USP Class VI
Clamp: Nylon 66 (white), USP Class VI

Note: Mates with standard AseptiQuik inserts.

Product Dimensions



- A = Height/Diameter
- B = Total Length (with cap)
- C = Actuated Length

Coupling Bodies

POLYCARBONATE *Standard Version with Blue Pull Tabs*



TERMINATION	PART NO.	A	B	C
3/4" X 3/4" SANITARY STEAM-THRU II with AseptiQuik Body	AQSTC2330900	2.78 (70.6 mm)	9.25 (235 mm)	8.42 (213.9 mm)
3/4" X 1-1/2" SANITARY STEAM-THRU II with AseptiQuik Body (pictured)	AQSTC2331000	2.78 (70.6 mm)	9.25 (235 mm)	8.42 (213.9 mm)

Coupling Bodies

POLYCARBONATE *HT Version with White Pull Tabs*



TERMINATION	PART NO.	A	B	C
3/4" X 3/4" SANITARY STEAM-THRU II with AseptiQuik Body (pictured)	AQSTC2330900HT	2.78 (70.6 mm)	9.25 (235 mm)	8.42 (213.9 mm)
3/4" X 1-1/2" SANITARY STEAM-THRU II with AseptiQuik Body	AQSTC2331000HT	2.78 (70.6 mm)	9.25 (235 mm)	8.42 (213.9 mm)



DID YOU KNOW ... there are many advantages of single-use systems?

- Increase Productivity**
The reliability of single-use systems results in increased productivity through the reduction of system downtime associated with cleaning and cleaning validation.
- Add Flexibility**
Single-use systems can be easily modified for alternative media handling.
- Minimize Risk**
The integration of single-use systems can help minimize the risk of media contamination in multi-product manufacturing.
- Reduce Cost**
Cost savings include the reduced chemical and utility expenses of cleaning and labor.

Don't forget: you can access many feature articles on Single-Use technology at www.colder.com.



Patent Pending

MPC SERIES

MPC Series couplings add ease of use and security to critical fluid handling applications. Choose from a full line of connectors and configurations, including pressure sealing caps and plugs, in sizes to fit 1/8" and 3/8" tubing. MPC couplings offer optional locking sleeves to further guard against accidental disconnects. In addition, coupling halves can be rotated when connected to reduce tube kinks.

Features

- Ergonomic thumb latch
- USP Class VI materials
- Sterilizable by autoclave, EtO, e-beam, or gamma
- Parting line-free hose barb
- BSE/TSE free materials

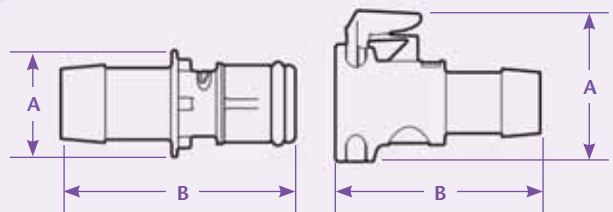
Benefits

- Easy to operate – even with gloved hands
- Meet biocompatibility requirements
- Reusable, yet economical enough to allow disposability
- Eliminates potential leak path
- Meet ADCF requirements

Note: MPC Series mates with SaniQuik™, Back-To-Back Body Adapters, and Sanitary Series. (pages 102-104)

Bag quantities of 25 are available for validation testing!

Product Dimensions



A = Height/Diameter
B = Total Length

Specifications

Pressure: Vacuum to 60 psi, 4.1 bar

Temperature:

Polycarbonate:
-40°F to 250°F (-40°C to 121°C)

Polysulfone:
-40°F to 300°F (-40°C to 149°C)

Materials:

Main components:

- ABS (white), USP Class VI
- Polycarbonate (purple tint), USP Class VI, ADCF
- Polysulfone (amber tint), USP Class VI, ADCF

Locking sleeves:

Polysulfone (white), USP Class VI, ADCF

Thumb Latches:

- Polycarbonate (white), USP Class VI, ADCF
- Polysulfone (amber tint), USP Class VI, ADCF

O-rings: Silicone (clear), platinum-cured, USP Class VI, ADCF and Buna-N (black), USP Class V

Sterilization:

Gamma: Up to 50 kGy irradiation

Autoclave:

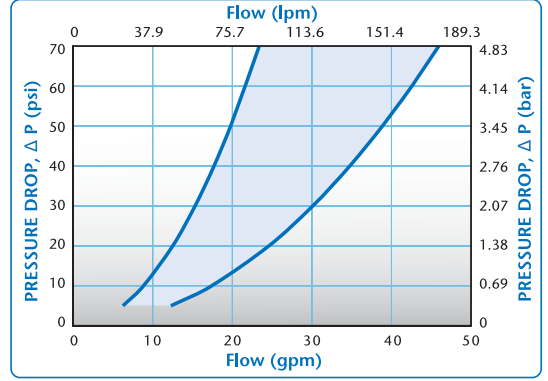
Polycarbonate: Up to 250°F (121°C), 30 minutes, up to 10 repetitions. Sterilize uncoupled only.

Polysulfone: Up to 270°F (132°C) for 60 minutes, up to 25 repetitions. Sterilize uncoupled only.

Tubing Sizes: 1/8" to 3/8" ID (3.2mm to 9.5mm)

WARNING: Pressure, temperature, chemicals, and operating environment can affect the performance of couplings. It is the customer's responsibility to test the suitability of Colder's products in their own application conditions.

MPC Water Flow



This graph is intended to give you a general idea of the performance capabilities of each product line. The shaded area of the graph represents the operating range of the product family, i.e. upper and lower values are shown. Therefore, depending on the exact coupling configurations selected, you can reasonably expect values to fall within the shaded area.

Liquid Flow Rates

Liquid Flow Rate Information for Couplings

The chart below shows the flow rate for Colder couplings. Each coupling was tested with water at 70°F (21°C). To determine flow rates for specific coupling configurations use the formula below.

$$Q = C_v \sqrt{\frac{\Delta P}{S}}$$

Q=Flow rate in gallons per minute
C_v=Average coefficient across various flow rates (see chart)
ΔP=Pressure drop across coupling (psi)
S=Specific gravity of liquid

C_v Values for MPC Couplings

BODIES	MPC 22002T03	MPC 22004T03	MPC 22006T03
MPC17002T03	0.11	-	0.21
MPC17004T03	-	2.8	2.8
MPC17006T03	0.14	2.8	5.5

Coupling Bodies ABS



TERMINATION	TUBING	METRIC EQ.	FLOW	STRAIGHT THRU	A	B
<i>IN-LINE</i>	1/4" ID	6.4mm ID	.21"	MPC17004T	.96 (24.4)	1.30 (33.0)
<i>HOSE BARB</i>	3/8" ID	9.5mm ID	.29"	MPC17006T	.96 (24.4)	1.30 (33.0)

POLYCARBONATE



TERMINATION	TUBING	METRIC EQ.	FLOW	STRAIGHT THRU	A	B
<i>IN-LINE</i>	1/8" ID	3.2mm ID	.09"	MPC17002T03	.96 (24.4)	1.10 (27.9)
<i>HOSE BARB</i>	1/4" ID	6.4mm ID	.21"	MPC17004T03	.96 (24.4)	1.10 (27.9)
	3/8" ID	9.5mm ID	.29"	MPC17006T03	.96 (24.4)	1.10 (27.9)

<i>IN-LINE HOSE BARB WITH LOCK</i>	1/8" ID	3.2mm ID	.09"	MPCK17002T03	.99 (25.2)	1.10 (27.9)
	1/4" ID	6.4mm ID	.21"	MPCK17004T03	.99 (25.2)	1.30 (33.0)
	3/8" ID	9.5mm ID	.29"	MPCK17006T03	.99 (25.2)	1.30 (33.0)



POLYSULFONE



TERMINATION	TUBING	METRIC EQ.	FLOW	STRAIGHT THRU	A	B
<i>IN-LINE</i>	1/8" ID	3.2mm ID	.09"	MPC17002T39	.96 (24.4)	1.10 (27.9)
<i>HOSE BARB</i>	1/4" ID	6.4mm ID	.21"	MPC17004T39	.96 (24.4)	1.10 (27.9)
	3/8" ID	9.5mm ID	.29"	MPC17006T39	.96 (24.4)	1.10 (27.9)

<i>IN-LINE HOSE BARB WITH LOCK</i>	1/8" ID	3.2mm ID	.09"	MPCK17002T39	.99 (25.2)	1.10 (27.9)
	1/4" ID	6.4mm ID	.21"	MPCK17004T39	.99 (25.2)	1.30 (33.0)
	3/8" ID	9.5mm ID	.29"	MPCK17006T39	.99 (25.2)	1.30 (33.0)



Coupling Inserts ABS



TERMINATION	TUBING	METRIC EQ.	FLOW	STRAIGHT THRU	O-RING	A	B
<i>IN-LINE</i>	1/4" ID	6.4mm ID	.21"	MPC22004TM	Silicone Seal USP Class VI	.60 (15.2)	1.30 (33.0)
<i>HOSE BARB</i>	3/8" ID	9.5mm ID	.29"	MPC22006TM	Silicone Seal USP Class VI	.60 (15.2)	1.30 (33.0)

<i>IN-LINE HOSE BARB</i>	1/4" ID	6.4mm ID	.21"	MPC22004T	Buna-N Seal USP Class V	.60 (15.2)	1.30 (33.0)
	3/8" ID	9.5mm ID	.29"	MPC22006T	Buna-N Seal USP Class V	.60 (15.2)	1.30 (33.0)



POLYCARBONATE



TERMINATION	TUBING	METRIC EQ.	FLOW	STRAIGHT THRU	O-RING	A	B
<i>IN-LINE</i>	1/8" ID	3.2mm ID	.09"	MPC22002T03M	Silicone Seal USP Class VI	.60 (15.2)	1.10 (27.9)
<i>HOSE BARB</i>	1/4" ID	6.4mm ID	.21"	MPC22004T03M	Silicone Seal USP Class VI	.60 (15.2)	1.30 (33.0)
	3/8" ID	9.5mm ID	.29"	MPC22006T03M	Silicone Seal USP Class VI	.60 (15.2)	1.30 (33.0)

<i>IN-LINE HOSE BARB</i>	1/8" ID	3.2mm ID	.09"	MPC22002T03	Buna-N Seal USP Class V	.60 (15.2)	1.10 (27.9)
	1/4" ID	6.4mm ID	.21"	MPC22004T03	Buna-N Seal USP Class V	.60 (15.2)	1.30 (33.0)
	3/8" ID	9.5mm ID	.29"	MPC22006T03	Buna-N Seal USP Class V	.60 (15.2)	1.30 (33.0)



POLYSULFONE



TERMINATION	TUBING	METRIC EQ.	FLOW	STRAIGHT THRU	O-RING	A	B
<i>IN-LINE</i>	1/8" ID	3.2mm ID	.09"	MPC22002T39M	Silicone Seal USP Class VI	.60 (15.2)	1.10 (27.9)
<i>HOSE BARB</i>	1/4" ID	6.4mm ID	.21"	MPC22004T39M	Silicone Seal USP Class VI	.60 (15.2)	1.30 (33.0)
	3/8" ID	9.5mm ID	.29"	MPC22006T39M	Silicone Seal USP Class VI	.60 (15.2)	1.30 (33.0)

Mating Parts

	SEALING CAP	SEALING CAP W/LOCK	MATERIAL	A	B
	MPC32003	MPC32003	Polycarbonate	.96 (24.4)	1.30 (33.0)
	MPC32039	MPCK32039	Polysulfone	.99 (25.2)	1.30 (33.0)
	SEALING PLUG	O-RING	MATERIAL	A	B
	MPC30003M	Silicone Seal USP Class VI	Polycarbonate	.75 (19.1)	1.24 (31.5)
	MPC30039M	Silicone Seal USP Class VI	Polysulfone	.75 (19.1)	1.24 (31.5)


Accessories

	PART NO.	DESCRIPTION	MATERIALS
	MPC30L	Leash plug for MPC body	Soft, flexible, medical-grade PVC
	MPC32L	Leash cap for MPC insert	Soft, flexible, medical-grade PVC

All measurements are in inches (millimeters) unless otherwise noted. Tubing must meet stated inside and outside diameters.

| Call toll free 1-800-444-2474 or visit us at www.colder.com

Copyright © 2012 by Colder Products Company. All rights reserved. Colder Products Company, Colder Products and CPC are registered trademarks with the US Patent & Trademark Office.



MPX Series couplings add ease of use and security to your most critical fluid handling applications. Choose from a full line of connectors and configurations, including pressure sealing caps and plugs in sizes to fit 3/8" and 1/2" tubing. MPX couplings offer optional locking sleeves to further guard against accidental disconnects. In addition, coupling halves can be rotated when connected reducing tube kinks.

Features

- Ergonomic thumb latch
- USP Class VI materials
- Sterilizable by autoclave, EtO, e-beam, or gamma
- Parting line-free hose barb
- BSE/TSE free materials

Benefits

- Easy to operate – even with gloved hands
- Meet biocompatibility requirements
- Reusable, yet economical enough to allow disposability
- Eliminates potential leak path
- Meet ADCF requirements

MPX SERIES

Specifications

Pressure: Vacuum to 60 psi, 4.1 bar

Temperature:

Polycarbonate:
-40°F to 250°F (-40°C to 121°C)

Polysulfone:
-40°F to 300°F (-40°C to 149°C)

Materials:

Main components:

Polycarbonate (purple tint), USP Class VI, ADCF
Polysulfone (amber tint), USP Class VI, ADCF

Locking sleeves:

Polysulfone (white), USP Class VI, ADCF

Thumb Latches:

Polycarbonate (white), USP Class VI, ADCF
Polysulfone (amber tint), USP Class VI, ADCF

O-rings: Silicone (clear), platinum-cured, USP Class VI, ADCF

Sterilization:

Gamma: Up to 50 kGy irradiation

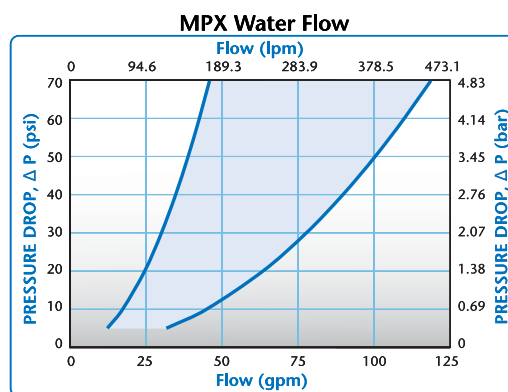
Autoclave:

Polycarbonate: Up to 250°F (121°C), 30 minutes, up to 10 repetitions. Sterilize uncoupled only.

Polysulfone: Up to 270°F (132°C) for 60 minutes, up to 25 repetitions. Sterilize uncoupled only.

Tubing Sizes: 3/8" to 1/2" ID (9.5mm to 12.7mm)

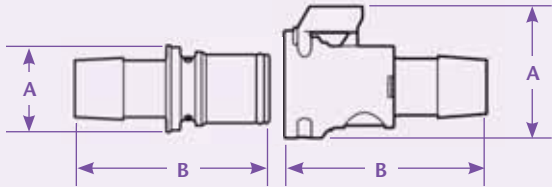
WARNING: Pressure, temperature, chemicals, and operating environment can affect the performance of couplings. It is the customer's responsibility to test the suitability of Colder's products in their own application conditions.



This graph is intended to give you a general idea of the performance capabilities of each product line. The shaded area of each graph represents the operating range of the product family, i.e., upper and lower values are shown. Therefore, depending on the exact coupling configurations selected, you can reasonably expect values to fall within the shaded area.

Note: MPX Series mates with SaniQuik™, Back-To-Back Body Adapters, and Sanitary Series. (pages 102-104)

Product Dimensions



A = Height/Diameter
B = Total Length

Coupling Bodies

POLYCARBONATE

TERMINATION	TUBING SIZE	METRIC EQ.	FLOW	STRAIGHT THRU	A	B
IN-LINE HOSE BARB	1/2" ID	12.7mm ID	.50"	MPX17803	1.28 (32.5)	1.96 (49.8)
IN-LINE HOSE BARB WITH LOCK	1/2" ID	12.7mm ID	.50"	MPXK17803	1.28 (32.5)	1.96 (49.8)



POLYSULFONE

TERMINATION	TUBING SIZE	METRIC EQ.	FLOW	STRAIGHT THRU	A	B
IN-LINE HOSE BARB	1/2" ID	12.7mm ID	.50"	MPX17839	1.28 (32.5)	1.96 (49.8)
IN-LINE HOSE BARB WITH LOCK	1/2" ID	12.7mm ID	.50"	MPXK17839	1.28 (32.5)	1.96 (49.8)



Coupling Inserts

POLYCARBONATE

TERMINATION	TUBING SIZE	METRIC EQ.	FLOW	STRAIGHT THRU	O-RING	A	B
IN-LINE HOSE BARB	3/8" ID	9.5mm ID	.38"	MPX22603M	Silicone Seal USP Class VI	.85 (21.6)	1.90 (48.3)
IN-LINE HOSE BARB	1/2" ID	12.7mm ID	.50"	MPX22803M	Silicone Seal USP Class VI	.85 (21.6)	1.90 (48.3)



POLYSULFONE

TERMINATION	TUBING SIZE	METRIC EQ.	FLOW	STRAIGHT THRU	O-RING	A	B
IN-LINE HOSE BARB	3/8" ID	9.5mm ID	.38"	MPX22639M	Silicone Seal USP Class VI	.85 (21.6)	1.90 (48.3)
IN-LINE HOSE BARB	1/2" ID	12.7mm ID	.50"	MPX22839M	Silicone Seal USP Class VI	.85 (21.6)	1.90 (48.3)



Mating Parts

SEALING CAP MPX32003	SEALING CAP W/LOCK MPXK32003	A 1.28 (32.5)	B 1.67 (42.4)
SEALING CAP MPX32039	SEALING CAP W/LOCK MPXK32039	A 1.28 (32.5)	B 1.67 (42.4)



Mating Parts

SEALING PLUG MPX30003M	O-RING Silicone Seal USP Class VI	A 1.10 (27.9)	B 1.66 (42.2)
SEALING PLUG MPX30039M	O-RING Silicone Seal USP Class VI	A 1.10 (27.9)	B 1.66 (42.2)



All measurements are in inches (millimeters) unless otherwise noted. Tubing must meet stated inside and outside diameters.



Call toll free 1-800-444-2474 or visit us at www.colder.com

Copyright © 2012 by Colder Products Company. All rights reserved. Colder Products Company, Colder Products and CPC are registered trademarks with the US Patent & Trademark Office.



MPC/MPX Back-to-Back Body Adapters

give end users the flexibility of connecting off-the-shelf single-use systems that feature identical inserts. Combining both MPC and MPX bodies provides a reducing option for users who need to transition between tubing with diameters ranging from 1/8" to 1/2".

Features

- Compatible with MPC and MPX Series inserts
- Tubing reduction option
- Ergonomic thumb latches
- BSE/TSE free materials

Benefits

- Easy conversion to industry standard connections or single-use systems
- Allows easy transition between multiple size tubing from 1/8" to 1/2" ID
- Easy to operate - even with gloved hands
- Meet ADCF requirements

Note: Mates with MPC polycarbonate and polysulfone inserts and sealing plugs (pages 98-99) and MPX polycarbonate and polysulfone inserts and sealing plugs (pages 100-101).

BACK-TO-BACK

Specifications

Pressure: Vacuum to 60 psi, 4.1 bar

Temperature:
-40°F to 300°F (-40°C to 149°C)

Materials:

Main Components:

Polycarbonate (purple tint), USP Class VI, ADCF
Polysulfone (amber tint), USP Class VI, ADCF

Thumb Latches:

Polycarbonate (white), USP Class VI, ADCF
Polysulfone (amber tint), USP Class VI, ADCF

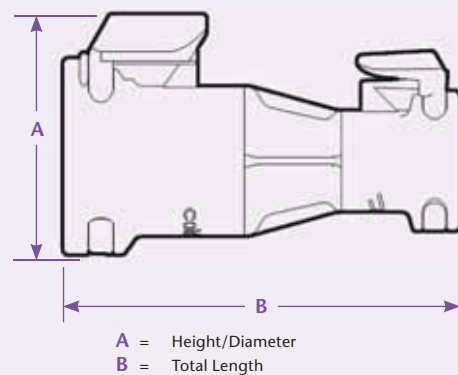
Sterilization:

Gamma: Up to 50 kGy irradiation

Autoclave:

Polycarbonate: Up to 250°F (121°C) for 30 minutes, up to 10 repetitions. Sterilize uncoupled only.

Polysulfone: Up to 270°F (132°C) for 60 minutes, up to 25 repetitions. Sterilize uncoupled only.



Back-To-Back Body Adapters

POLYCARBONATE



PART NUMBER
MPC17C1703
MPX17X1703
MPC17X1703

TYPE	A	B
MPC to MPC	.96 (24.5)	1.81 (46.0)
MPX to MPX	1.28 (32.5)	2.44 (62.0)
MPC to MPX	1.28 (32.5)	2.13 (54.1)

Back-To-Back Body Adapters

POLYSULFONE



PART NUMBER
MPC17C1739
MPX17X1739
MPC17X1739

TYPE	A	B
MPC to MPC	.96 (24.5)	1.81 (46.0)
MPX to MPX	1.28 (32.5)	2.44 (62.0)
MPC to MPX	1.28 (32.5)	2.13 (54.1)

All measurements are in inches (millimeters) unless otherwise noted. Tubing must meet stated inside and outside diameters.



SANITARY SERIES

Sanitary couplings attach directly to 3/4", 1" and 1-1/2" sanitary terminations to provide greater flexibility for integrating components into single-use or hybrid (single-use to stainless) process systems. Standard bag systems with quick couplings can be easily connected to equipment with sanitary terminations, while single-use cartridge filters can be converted to incorporate quick couplings for greater system modularity.

Features

- 3/4", 1" and 1-1/2" sanitary terminations
- Compatible with MPC and MPX Series couplings
- Integral coupling adaptor
- BSE/TSE free materials

Benefits

- Install to equipment with sanitary gaskets and sanitary clamps
- Quick and easy connections to industry standard plastic couplings on single-use bags and tube sets
- Provides flexibility to easily convert sanitary terminations on filter cartridge or equipment
- Meet ADCF requirements

Specifications

Pressure: Vacuum to 60 psi, 4.1 bar

Temperature:
-40°F to 300°F (-40°C to 149°C)

Materials:

Main components:
Polysulfone (amber tint), USP Class VI, ADCF

O-rings: Silicone (clear), platinum-cured, USP Class VI, ADCF

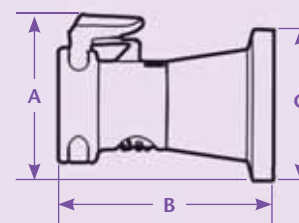
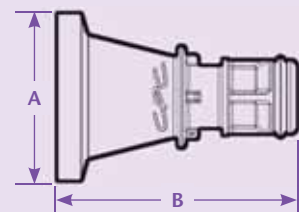
Sterilization:

Gamma: Up to 50 kGy irradiation

Autoclave: Up to 270°F (132°C) for 60 minutes, up to 25 repetitions. Sterilize uncoupled only.

Termination Sizes:

3/4", 1" and 1-1/2" sanitary



A = Height/Diameter
B = Total Length
C = Outside Diameter

Note: Mates with MPC polycarbonate and polysulfone inserts and sealing plugs (pages 98-99) and MPX polycarbonate and polysulfone inserts and sealing plugs (pages 100-101).

Coupling Bodies



POLYSULFONE

PART NO.	SIZE	A	B	C
MPC3301239	3/4"	.98 (24.9)	1.40 (35.6)	1.0 (25.4)
MPX3301239	3/4"	1.28 (32.5)	1.70 (43.2)	1.0 (25.4)
MPC3301639	1"	1.50 (38.1)	1.40 (35.6)	1.50 (38.1)

Coupling Inserts



POLYSULFONE

PART NO.	SIZE	O-RING	A	B
MPC44012T39M	3/4"	Silicone Seal USP Class VI	.98 (24.9)	1.40 (35.6)
MPC44024T39M	1-1/2"	Silicone Seal USP Class VI	1.98 (50.3)	1.40 (35.6)
MPX44012T39M	3/4"	Silicone Seal USP Class VI	.98 (24.9)	1.71 (43.4)
MPX44024T39M	1-1/2"	Silicone Seal USP Class VI	1.98 (50.3)	1.71 (43.4)

All measurements are in inches (millimeters) unless otherwise noted. Tubing must meet stated inside and outside diameters. **NOTE:** Sanitary couplings are compatible with both stainless steel and plastic clamps. Clamps and gaskets are referenced for illustration and are not available through Colder.



Call toll free 1-800-444-2474 or visit us at www.colder.com

Copyright © 2012 by Colder Products Company. All rights reserved. Colder Products Company, Colder Products and CPC are registered trademarks with the US Patent & Trademark Office.

Note: Mates with MPC polycarbonate and polysulfone bodies and sealing caps (pages 98-99) and MPX polycarbonate and polysulfone bodies and sealing caps (pages 100-101) and Back-to-Back Body Adapters (page 102).

SANIQUIK SERIES



Actual size

Colder's SaniQuik™ connection answers the question of how to integrate single-use components with your existing stainless processing equipment. This integral sanitary termination attaches to hard-plumbed systems with tri-clover clamps. Once attached it permits quick and easy connection to single-use bag systems, manifolds or tube sets with Colder disposable coupling bodies. SaniQuik connections reduce sanitary gasket replacement, enabling cost-effective media transfer solutions for feeding, harvesting or sampling applications.

Features

- 3/4" and 1-1/2" sanitary standard terminations
- Compatible with MPC and MPX Series couplings
- Integral coupling adaptor
- BSE/TSE free materials

Benefits

- Connect to hard plumbed systems with sanitary gaskets and sanitary clamps
- Quick and easy connections to industry standard plastic couplings on single-use bag and tube sets
- Disconnecting coupling reduces sanitary gasket replacement
- Meet ADCF requirements

Specifications

Pressure: Vacuum to 60 psi, 4.1 bar

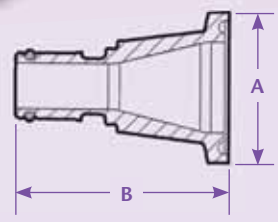
Temperature: -40°F to 300°F (-40°C to 149°C)

Materials:
Main component: 316L stainless steel
O-rings: Silicone (clear), platinum-cured, USP Class VI, ADCF

Sterilization: Autoclave

Termination Sizes: 3/4" and 1-1/2" sanitary

Note: Mates with MPC polycarbonate and polysulfone inserts and sealing plugs (pages 98-99), and MPX polycarbonate and polysulfone inserts and sealing caps (pages 100-101) and Back-to-Back Body Adapters (page 102).



A = Height/Diameter
 B = Total Length

Connections 316L STAINLESS



DESCRIPTION	PART NO.	MATING COUPLING	SANITARY SIZE	SANITARY BORE	A	B
SILICONE SEAL USP CLASS VI	SQCC221212M	MPC Series	3/4"	3/4"	.98" (24.9)	1.39" (35.3)
	SQCC222424M	MPC Series	1-1/2"	1-1/2"	1.98" (50.3)	1.50" (38.1)
	SQCX221212M	MPX Series	3/4"	3/4"	.98" (24.9)	1.43" (39.1)
	SQCX222416M	MPX Series	1-1/2"	1"	1.98" (50.3)	1.50" (38.1)
	SQCX222424M	MPX Series	1-1/2"	1-1/2"	1.98" (50.3)	1.50" (38.1)

Accessories SILICONE (CLEAR)



DESCRIPTION	PART NO.	MATING SANIQUIK
PLATINUM-CURED USP CLASS VI REPLACEMENT SEALS	2260100 2260200	SQCC221212M, SQCC222424M SQCX221212M, SQCX222416M, SQCX222424M

All measurements are in inches (millimeters) unless otherwise noted. Tubing must meet stated inside and outside diameters.

MPU SERIES



Actual size

The MPU's twist-to-connect

design features an easy-to-use locking mechanism that guards against accidental disconnects and provides a reliable, secure connection. A 3/4" hose barb provides smooth, rapid media transfer.

Specifications

Pressure: Vacuum to 35 psi, 2.4 bar

Temperature: -40°F to 300°F (-40°C to 149°C)

Materials:

Main components:

Polysulfone (amber tint), USP Class VI, ADCF

O-rings: Silicone (clear), platinum-cured, USP Class VI, ADCF

Sterilization:

Gamma: Up to 50 kGy irradiation

Autoclave: Up to 270°F (132°C) for 60 minutes, up to 25 repetitions. Sterilize uncoupled only.

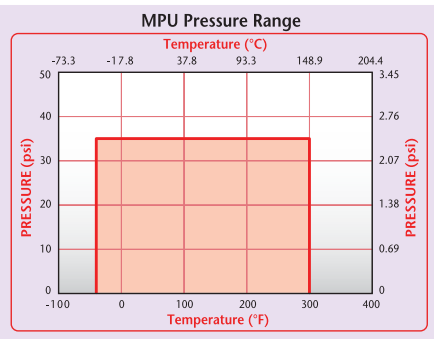
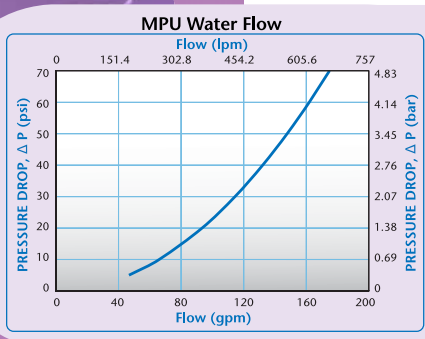
Tubing Sizes: 3/4" ID (19.0 mm)

Features

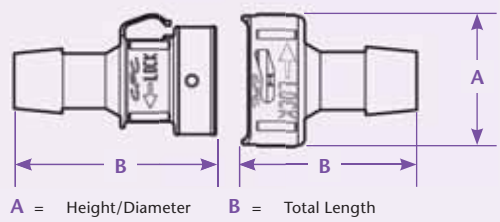
- 3/4" hose barb
- Locking feature
- Sharp barb end
- Shrouded, leak-free seal & smooth, internal flow path
- BSE/TSE free materials

Benefits

- Facilitates rapid fill and empty of bioprocessing bags
- Guards against accidental disconnects
- Minimizes fluid turbulence and dead space
- Protect valuable fluids and eliminate potential to contaminate fluid path
- Meet ADCF requirements



Product Dimensions



Coupling Bodies



POLYSULFONE

TERMINATION	TUBING	METRIC EQ.	FLOW	STRAIGHT THRU	A	B
IN-LINE HOSE BARB	3/4" ID	19.0mm ID	.71"	MPU171239	1.75 (44.5)	2.37 (60.2)



Coupling Inserts

TERMINATION	TUBING	METRIC EQ.	FLOW	STRAIGHT THRU	O-RING	A	B
IN-LINE HOSE BARB	3/4" ID	19.0mm ID	.71"	MPU221239M	Silicone Seal USP Class VI	1.56 (39.6)	2.88 (73.2)

Mating Parts



SEALING CAP	MATERIAL	A	B	
MPU32039	Polysulfone	1.75 (44.5)	.79 (20.1)	
SEALING PLUG	O-RING	MATERIAL	A	B
MPU30039M	Silicone Seal USP Class VI	Polysulfone	1.56 (39.6)	1.38 (35.1)

All measurements are in inches (millimeters) unless otherwise noted. Tubing must meet stated inside and outside diameters.



CQH/CQV SERIES

The CQH and CQV Series are designed for high-purity use and feature all plastic construction. Molded, virgin materials and lubricant-free design enable use in the most demanding applications. Broad chemical compatibility and cleanroom manufacturing make them ideal for use in critical wet processes.

Features

- 100% metal free
- High flow valve design
- Disconnect under pressure
- Polypropylene and PVDF

Benefits

- No risk of metal contaminants or corrosion
- High flow in a compact package
- Speeds servicing and reduces risk of injury
- Broad chemical compatibility

Visit www.colder.com for information about CQH and CQV modified product options.

Specifications

- CQH Pressure:** 0 - 80 psig (0 - 5.5 bar)
- CQH Temperature:** 32°F to 225°F (0°C to 107°C)
- CQH Materials:**
- Main components:** Natural, virgin polypropylene
- Valve o-rings:** FKM (black)
- External insert o-ring:** Simriz® FFKM perfluoro (black)
- Valve (wetted) and thumb latch spring:** PEEK®
- Flare nuts:** PVDF
- Lubricants:** None used

- CQV Pressure:** 0 - 80 psig (0 - 5.5 bar)
- CQV Temperature:** 0°F to 225°F (-18°C to 107°C)

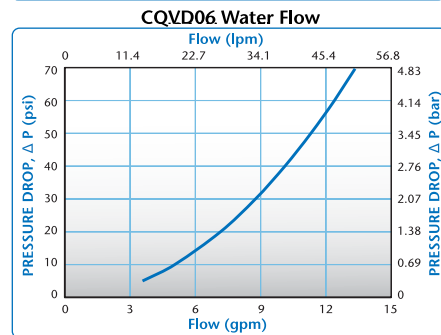
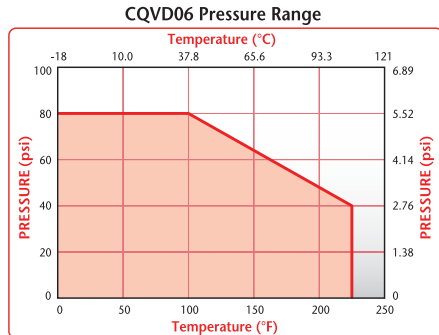
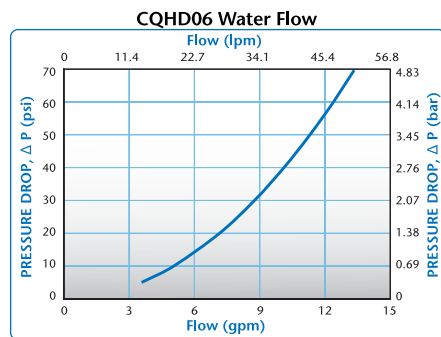
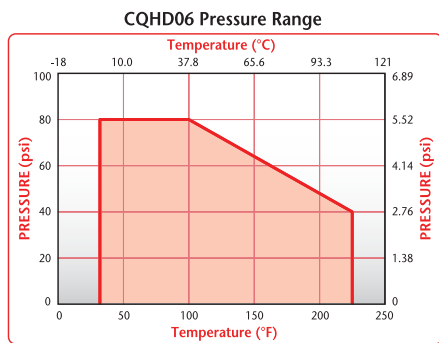
- CQV Materials:**
- Main components:** Natural, virgin PVDF
- Valve o-rings:** Chemraz FFKM perfluoro (white)
- External insert o-ring:** Chemraz FFKM perfluoro (white)
- Valve (wetted) and thumb latch spring:** PEEK
- Flare nuts:** PVDF
- Lubricants:** None used

Spillage/air inclusion: ~1.5 cc (ml)/disconnect (reconnect)

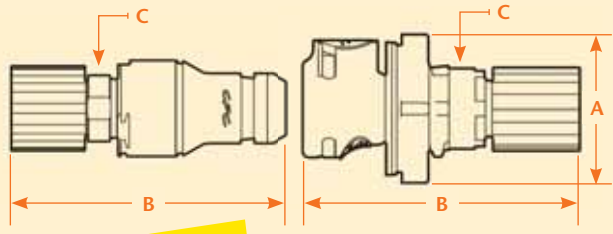
Tubing Sizes: 1/4" to 1/2" flare; 3/8" to 3/4" NPT

NOTE: CQH & CQV are also available with optional PPS springs and Chemraz FFKM or EPDM seals.

Actual Size

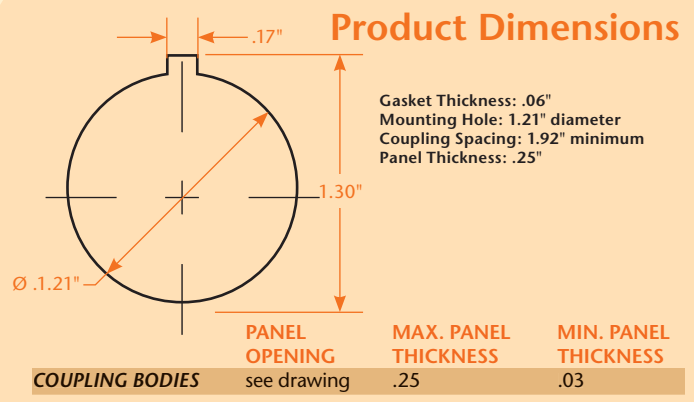


These graphs are intended to give you a general idea of the performance capabilities of each product line. The shaded area of each graph represents the operating range of the product family, i.e., upper and lower values are shown. Therefore, depending on the exact coupling configurations selected, you can reasonably expect values to fall within the shaded area.



A = Height/Diameter
 B = Total Length (including valve)
 C = Hex Size on Main Component

See page 109 for ChemQuik® Dual Containment Nut options.



CQH Coupling Bodies POLYPROPYLENE

TERMINATION	TUBING/THREAD SIZE	TERMINATION TYPE	SHUTOFF	A	B	C
IN-LINE	1/4" OD	Flare compression	CQHD06100104	1.44	3.32	
	3/8" OD	Flare compression	CQHD06100106	1.44	3.38	
	1/2" OD	Flare compression	CQHD06100108	1.44	3.38	
	3/8" Taper	Male NPT	CQHD06100206	1.44	2.73	1.00
PANEL MOUNT	1/4" OD	Flare compression	CQHD06110104	1.82	3.32	
	3/8" OD	Flare compression	CQHD06110106	1.82	3.38	
	1/2" OD	Flare compression	CQHD06110108	1.82	3.37	
	3/8" Taper	Male NPT	CQHD06110206	1.82	2.73	1.00



CQH Coupling Inserts POLYPROPYLENE

TERMINATION	TUBING/THREAD SIZE	TERMINATION TYPE	SHUTOFF	A	B	C
IN-LINE	1/4" OD	Flare compression	CQHD06200104	1.00	2.49	
	3/8" OD	Flare compression	CQHD06200106	1.00	2.55	
	1/2" OD	Flare compression	CQHD06200108	1.00	2.56	
	3/8" Taper	Male NPT	CQHD06200206	1.16	1.90	1.00
	3/4" Taper	Male NPT	CQHD06200212	1.16	2.26	1.00



CQV Coupling Bodies PVDF

TERMINATION	TUBING/THREAD SIZE	TERMINATION TYPE	SHUTOFF	A	B	C
IN-LINE	1/4" OD	Flare compression	CQVD06100104	1.44	3.31	
	3/8" OD	Flare compression	CQVD06100106	1.44	3.38	
	1/2" OD	Flare compression	CQVD06100108	1.44	3.37	
	3/8" Taper	Male NPT	CQVD06100206	1.44	2.70	1.00
PANEL MOUNT	1/4" OD	Flare compression	CQVD06110104	1.82	3.24	
	3/8" OD	Flare compression	CQVD06110106	1.82	3.38	
	1/2" OD	Flare compression	CQVD06110108	1.82	3.37	
	3/8" Taper	Male NPT	CQVD06110206	1.82	2.70	1.00



CQV Coupling Inserts PVDF

TERMINATION	TUBING/THREAD SIZE	TERMINATION TYPE	SHUTOFF	A	B	C
IN-LINE	1/4" OD	Flare compression	CQVD06200104	1.00	2.41	
	3/8" OD	Flare compression	CQVD06200106	1.00	2.57	
	1/2" OD	Flare compression	CQVD06200108	1.00	2.57	
	3/8" Taper	Male NPT	CQVD06200206	1.16	1.89	1.00



All measurements are in inches (millimeters) unless otherwise noted. Tubing must meet stated inside and outside diameters.

CQG SERIES



The CQG06 Series high purity couplings feature our patented pressure-balanced, non-spill design. Molded virgin polypropylene and a 100% springless flow path provide broad chemical resistance and exceptionally high flow capacity, allowing instant disconnects (and reconnects), even under pressure.

Features

- Non-spill design
- Pressure-balanced
- Springless flow path design

Benefits

- Ultimate protection from chemicals and fumes
- Failsafe disconnect, even under pressure; easy to reconnect at high pressure
- Eliminates source of metallic contaminants

Specifications

Pressure: 0 - 80 psig (0 - 5.5 bar)

Temperature:
32°F to 150°F (0°C to 66°C)

Materials:

- Main components:** Natural, virgin polypropylene
- Seals:** FKM (Simriz® FFKM optional)
- Springs (non-wetted):** Hastelloy® C
- Flare nuts:** PVDF
- Lubricants:** None used
- Dual Containment Nut and Panel Mount Fitting:** Virgin, natural polypropylene
- Flare nuts:** PVDF
- Panel nuts:** HDPE
- Panel mount o-rings:** FKM

Spillage/air inclusion:
<0.1 cc (ml)/disconnect (reconnect)

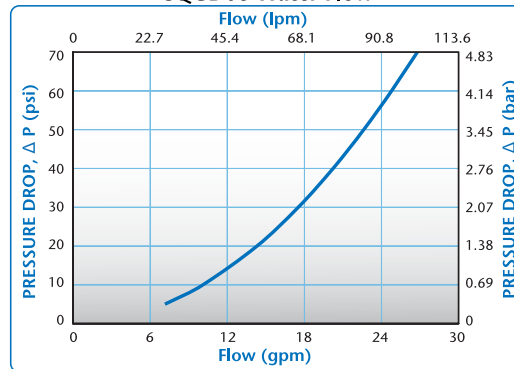
Panel Mount: Optional adapter kit

Tubing Sizes:

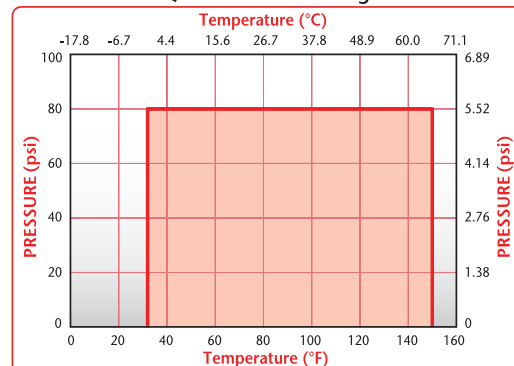
3/8" to 3/4" flare; 3/8" to 3/4" NPT

Visit www.colder.com for information about CQH and CQV modified product options.

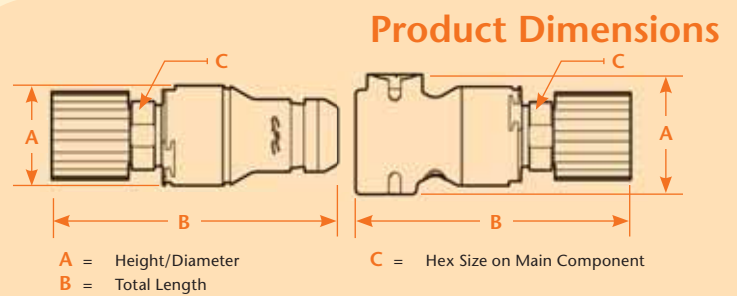
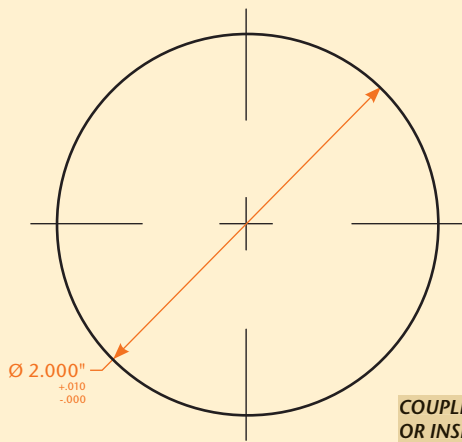
CQGD06 Water Flow



CQGD06 Pressure Range



These graphs are intended to give you a general idea of the performance capabilities of each product line. The shaded area of each graph represents the operating range of the product family, i.e., upper and lower values are shown. Therefore, depending on the exact coupling configurations selected, you can reasonably expect values to fall within the shaded area.




COUPLING BODIES OR INSERTS	PANEL OPENING	MAX. PANEL THICKNESS	MIN. PANEL THICKNESS
	see drawing	.50	.12

Coupling Bodies

POLYPROPYLENE


TERMINATION	TUBING/THREAD SIZE	TERMINATION TYPE	SHUTOFF	A	B	C
IN-LINE BODIES	3/8" OD	Flare compression	CQGD06100106	1.96	4.21	
	1/2" OD	Flare compression	CQGD06100108	1.96	4.42	
	3/4" OD	Flare compression	CQGD06100112	1.96	4.49	
	1/2" Taper	Male NPT	CQGD06100208	1.96	3.81	1.00



Coupling Inserts

POLYPROPYLENE

TERMINATION	TUBING/THREAD SIZE	TERMINATION TYPE	SHUTOFF	A	B	C
IN-LINE INSERTS	3/8" OD	Flare compression	CQGD06200106	1.62	4.35	
	1/2" OD	Flare compression	CQGD06200108	1.62	4.45	
	3/4" OD	Flare compression	CQGD06200112	1.62	4.63	
	3/8" Taper	Male NPT	CQGD06200206‡	1.62	3.81	1.00
	1/2" Taper	Male NPT	CQGD06200208	1.62	3.95	1.00
	3/4" Taper	Male NPT	CQGD06200212‡	1.62	4.15	1.00



All measurements are in inches (millimeters) unless otherwise noted. Tubing must meet stated inside and outside diameters.

Panel Mount Adaptor

POLYETHYLENE

DESCRIPTION	PART NO.
Panel mount adaptor kit (fits both bodies & inserts)	CQG06PMKIT01



The ChemQuik® Dual Containment System is an easy way to "double contain" critical chemical lines, protecting plant and personnel in case a primary process line ruptures or "sweats". The system provides a protective secondary line to catch any fluid and routes it to a safe location.

These fittings work with any ChemQuik coupling with fine thread flare terminations or a common flare style fitting. In addition, the panel mount version can be mounted into a pump cabinet or other panel mount connection point. The primary line can then be routed from the coupling directly to a pump, connected to a ChemQuik coupling or to a fitting at the panel mount fitting.

The "weep port" serves to vent the area between the primary and secondary lines so that pressure cannot build up in case of a primary line rupture. The leaking fluid can then be routed to a containment vessel or to a leak detector.

ChemQuik® Dual Containment Flare Nuts



POLYPROPYLENE

FLARE NUT	DESCRIPTION	FLARE FITTING	DESCRIPTION
CQDCNUT0408	Dual containment nut, 1/4" OD process line x 1/2" OD secondary containment line.	CQPMDCNUT0408	Panel mount dual containment nut, 1/4" OD Process line x 1/2" OD secondary containment line.
CQDCNUT0612	Dual containment nut, 3/8" OD process line x 3/4" OD secondary containment line.	CQPMDCNUT0612	Panel mount dual containment nut, 3/8" OD Process line x 3/4" OD secondary containment line.
CQDCNUT0812	Dual containment nut, 1/2" OD process line x 3/4" OD secondary containment line.	CQPMDCNUT0812	Panel mount dual containment nut, 1/2" OD Process line x 3/4" OD secondary containment line.
CQDCNUT1216	Dual containment nut, 3/4" OD process line x 1" OD secondary containment line.	CQPMDCNUT1216	Panel mount dual containment nut, 3/4" OD Process line x 1" OD secondary containment line.



Patent Pending

The DrumQuik PRO dispensing system has been UN/DOT certified with many common drums and IBCs for use with hazardous chemicals per 49 CFR 173 and German BAM 1027.

DRUMQUIK PRO / DRUMQUIK PUR

DrumQuik® PRO and DrumQuik® PUR dispensing systems are used with common pumps to create a closed transfer system for both general and high purity chemicals. These easy-to-use products meet the strict safety requirements of chemical handling applications as well as the demands of harsh operating environments. DrumQuik® dispensing systems minimize chemical exposure and facilitate the delivery of chemicals from bulk transfer containers to end use applications.

For general chemical dispensing DrumQuik PRO offers a rugged and cost-effective solution. DrumQuik PUR is a 100% metal free, cleanroom packaged, PVDF product designed specifically for applications demanding the highest level of purity. All materials are compliant with FDA standards for food and consumables applications.

Specifications

Pressure:

Uncoupled: Vacuum to 45 psig, 3.1 bar

Coupled: Vacuum to drum rating

Temperature:

Drum insert: -20°F to 120°F (-20°C to 49°C)

Coupler: HDPE, 32°F to 120°F (0°C to 49°C)
PVDF, 0°F to 120°F (-18°C to 49°C)

Materials:

Drum insert & dip-tube:
Virgin polyethylene (HDPE)

Shipping plug:
Virgin polyethylene (HDPE)

Coupler:
Virgin polypropylene (DrumQuik PRO)
Virgin PVDF (DrumQuik PUR)

Spring (coupler only):
316 stainless steel, Hastelloy® C, virgin PEEK UHP, PPS or PTFE encapsulated 316 stainless steel (TESS)

Seals:

Coupler seals: EPDM, FKM, Simriz® UHP FFKM Perfluoroelastomer

Bung seal: Polyolefin, EPDM, FKM

Shipping plug seal: EPDM, FKM

Torque specifications:

2" Buttress - 20ft-lbs (27 N m)

BCS 56x4 - 20ft-lbs (27 N m)

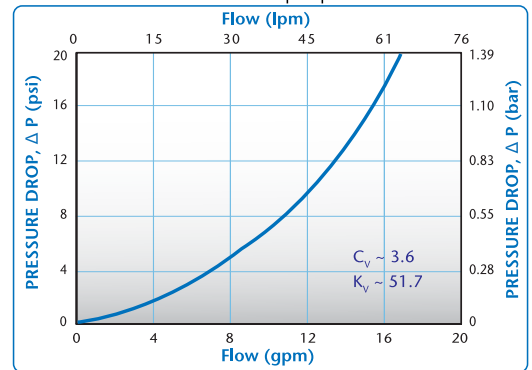
2" NPS (plastic drum) - 20ft-lbs (27 N m)

2" NPS (steel drum) - 15ft-lbs (20 N m)

Shipping plug - 15Inch-lbs (1.7 N m)

NOTE: The torque specifications listed above are general recommendations which may need to be adjusted + or - depending on specific application.

DrumQuik PRO & DrumQuik PUR Water Flow
Performance with pump suction



The graph above characterizes the flow of the DrumQuik PRO with the coupler vent port open to the atmosphere and a pump drawing liquid out.

Visit www.colder.com/dqpro and click on **Flow Performance Graphs** for flow performance with other possible plumbing configurations.

Couplers: Polypropylene

PART NUMBER	DESCRIPTION
DQPRO120312	3/4" Hose barb (EPDM seals, 316 SST spring)
DQPRO120208	1/2" Male NPT (EPDM seals, 316 SST spring)
DQPRO120208202	1/2" Male NPT (FKM seals, 316 SST spring)
DQPRO120208206	1/2" Male NPT (EPDM seals, Hastelloy C spring)
DQPRO120208207	1/2" Male NPT (FKM seals, Hastelloy C spring)
DQPRO120712	3/4" Male BSPP (EPDM seals, 316 SST spring)
DQPRO120712202	3/4" Male BSPP (FKM seals, 316 SST spring)
DQPRO120712206	3/4" Male BSPP (EPDM seals, Hastelloy C spring)
DQPRO120712207	3/4" Male BSPP (FKM seals, Hastelloy C spring)

Couplers: PVDF 3/4" Flare Termination

PART NUMBER	DESCRIPTION
DQPUR120112	FKM liquid contact seals, FKM vent seal, PEEK plastic spring
DQPUR120112203	Simriz® FFKM liquid contact seals, FKM vent seal, PEEK plastic spring
DQPUR120112208	FKM liquid contact seals, FKM vent seal, PPS plastic spring
DQPUR120112209	Simriz FFKM liquid contact seals, FKM vent seal, PPS plastic spring
DQPUR120112210	FKM liquid contact seals, FKM vent seal, PTFE encapsulated 316 stainless steel (TESS) spring
DQPUR120112211	Simriz FFKM liquid contact seals, FKM vent seal, PTFE encapsulated 316 stainless steel (TESS) spring

Drum Inserts: Polyethylene (HDPE)

PART NUMBER	DESCRIPTION
DQPRO202BUT	2" American buttress thread, EPDM seals (No. Am. Plastic drums)
DQPRO202BUT202	2" American buttress thread, FKM seals (No. Am. Plastic drums)
DQPRO2056X4	BCS 56x4 thread, EPDM seals (European plastic drums)
DQPRO2056X4202	BCS 56x4 thread, FKM seals (European plastic drums)
DQPRO20G2NPSST	2" NPS (ISO G2) thread, EPDM seals (steel drums and IBC caps)
DQPRO20G2NPSST202	2" NPS (ISO G2) thread, FKM seals (steel drums and IBC caps)
DQPRO20G2NPSPL	2" NPS (ISO G2) thread, EPDM flat bung seal (plastic drums and IBC caps)
DQPRO20G2NPSPL202	2" NPS (ISO G2) thread, FKM flat bung seal (plastic drums and IBC caps)
DQPUR202BUT	2" American buttress thread, Polyolefin (POE) bung seal, EPDM shipping plug seal
DQPUR202BUT202	2" American buttress thread, Polyolefin (POE) bung seal, FKM shipping plug seal

Dip-Tubes: Polyethylene (HDPE)

PART NUMBER	DESCRIPTION
DQPRODT0410	13.0" (330mm) long for 5 gal/25L jerry cans
DQPRODT0985	35.5" (905mm) long for 55 gal/200L drums
DQPRODT1070	39.0" (990mm) long for 275 gal/1040L IBCs
DQPRODT1274	47.0" (1194mm) long for 330 gal/1250L IBCs
DQPURDT0410	13.0" (330mm) long for 5 gal/25L jerry cans
DQPURDT0985	35.5" (905mm) long for 55 gal/200L drums
DQPURDT1070	39.0" (990mm) long for 275 gal/1040L IBCs
DQPURDT1274	47.0" (1194mm) long for 330 gal/1250L IBCs

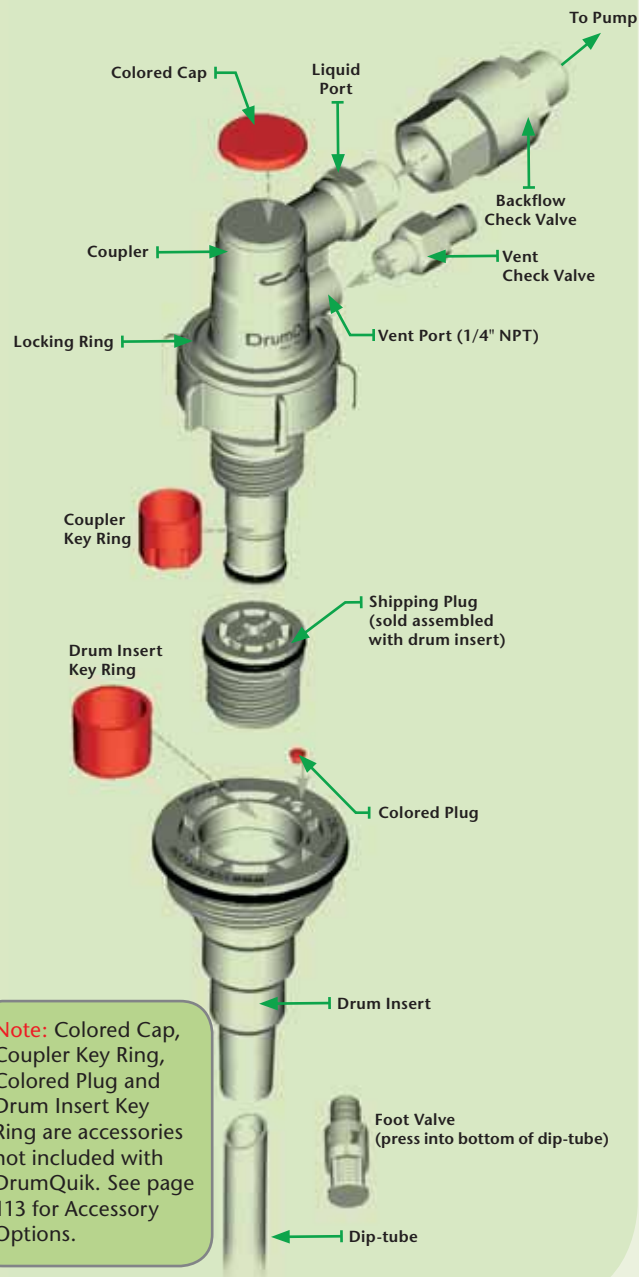
Note: Length indicated in part number is total length when assembled with insert, which is 80mm longer than the actual length of the dip-tube itself. Additional dip-tube lengths are available by custom order.

Assembled Drum Inserts & Dip-Tubes

PART NUMBER	DESCRIPTION
DQPUR2BUT0410	Drum insert assembly, NAMPAC square jerry can, 20L, 330mm long (from sealing surface)
DQPUR2BUT0985	Drum insert assembly with universal dip-tube (drum), 905mm long (from sealing surface)
DQPUR2BUT1070	Drum insert assembly with universal dip-tube (drum), 990mm long (from sealing surface)
DQPUR2BUT1274	Drum insert assembly with universal dip-tube (IBC), 1194mm long (from sealing surface)

Note: Drum insert and dip-tube have been assembled in a cleanroom. Length indicated in part number is total length as measured from the sealing surface of the container to the end of the dip-tube. This is ~80mm longer than the actual length of the dip-tube itself.

DrumQuik® PRO & PUR Dispensing Connector System



Note: Colored Cap, Coupler Key Ring, Colored Plug and Drum Insert Key Ring are accessories not included with DrumQuik. See page 113 for Accessory Options.

Vapor Management Options:

1. OPEN: Vent port left open to atmosphere
2. REMOTE: Vent port routed to fume hood, scrubber or vapor recovery system
3. CHECKED: Connect vent check valve to allow make-up air in without allowing fumes to escape
4. BLANKET GAS: Connect a Colder quick disconnect coupling for blanket gas (N₂, CO₂)
5. FILTERED: Connect vent filter



DRUMQUIK PRO / DRUMQUIK PUR

DrumQuik® Dispensing Systems for Safer Chemical Management

Whether you're dispensing edible oils, condiments, detergents, specialty automotive fluids, or industrial chemicals, acids, caustics or solvents, DrumQuik PRO and the high purity DrumQuik PUR can make your process cleaner, faster, safer and smarter.

- Provide the critical connection between your chemical container and the end use process
- Create a closed transfer system to protect workers and keep a cleaner work environment

DrumQuik solutions are available for a variety of container types providing interchangeable, reusable connections for:

- Plastic or steel drums
- Chemical packs
- IBCs or totes

For high purity applications DrumQuik PUR provides the assurance of compatibility with chemicals used in semiconductor and flat panel production, pharmaceutical and photovoltaic or solar cell manufacturing.

Made from virgin materials compliant with FDA and RoHS standards.

DrumQuik® PRO and DrumQuik PUR

are changing the world of chemical management with their unique closed-system design. Innovative DrumQuik systems help companies reduce costs, increase worker safety and protect the environment. From basic chemical handling to specialty high purity and pharmaceutical applications, DrumQuik dispensing systems make chemical management cleaner, faster, safer and smarter.

DrumQuik PRO

Features

- Quick connect/disconnect
- Automatic shutoff valve
- Disposable drum insert
- Ported vent system for vapor management
- Multiple standard thread sizes

Benefits

- Allows faster drum change-outs
- Stops flow when disconnected
- Reduces messy handling and chemical exposure
- Allows make-up air into drum or connection of blanket gas (N₂, CO₂)
- Can be used with many common steel and plastic containers

DrumQuik PUR

Features

- Quick connect/disconnect
- All plastic construction
- Automatic shutoff valve
- Cleanroom manufactured
- Disposable drum insert

Benefits

- Allows faster drum change-outs
- No metallic corrosion/contamination
- Stops flow when disconnected
- Assures high level of purity
- Minimizes chemical exposure & contamination

ACCESSORIES

Color Coding and Keying Options

Colored Key Kits for Physical Coding: Polyethylene

DQPRO PART NUMBER	DQPUR PART NUMBER	DESCRIPTION
DQPROKEYCPGRY00	DQPURKEYCPGRY00	Key kit for coupler, gray
DQPROKEYCPRED01	DQPURKEYCPRED01	Key kit for coupler, red
DQPROKEYCPYEL02	DQPURKEYCPYEL02	Key kit for coupler, yellow
DQPROKEYCPGRN03	DQPURKEYCPGRN03	Key kit for coupler, green
DQPROKEYCPBRN04	DQPURKEYCPBRN04	Key kit for coupler, brown
DQPROKEYCPBLU05	DQPURKEYCPBLU05	Key kit for coupler, blue
DQPROKEYCPBLK99	DQPURKEYCPBLK99	Key kit for coupler, black
DQPROKEYCPCOMBO	DQPURKEYCPCOMBO	One of every coupler key ring and cap

Key kits for coupler include coupler key ring and cap.

DQPROKEYDIRE01	DQPURKEYDIRE01	Key kit for drum insert, red
DQPROKEYDIYEL02	DQPURKEYDIYEL02	Key kit for drum insert, yellow
DQPROKEYDIGRN03	DQPURKEYDIGRN03	Key kit for drum insert, green
DQPROKEYDIBRN04	DQPURKEYDIBRN04	Key kit for drum insert, brown
DQPROKEYDIBLU05	DQPURKEYDIBLU05	Key kit for drum insert, blue
DQPROKEYDIBLK99	DQPURKEYDIBLK99	Key kit for drum insert, black
DQPROKEYDICOMBO	DQPURKEYDICOMBO	One of every drum insert key ring and button plug

Key kits for drum insert include drum insert key ring and button plug.

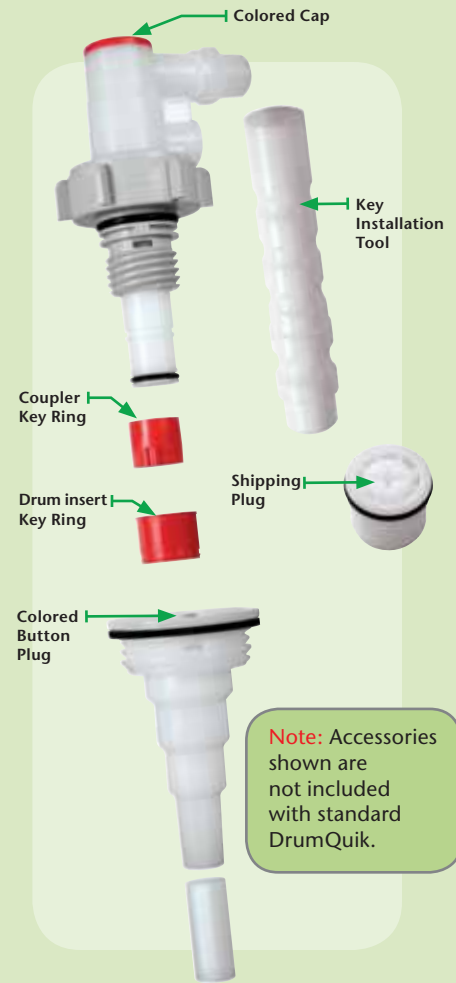
Color Coded Parts

Colored Caps & Button Plugs for Visual Coding: Polyethylene

PART NUMBER	DESCRIPTION
DQPROCAPGRY00	Colored cap for coupler, gray
DQPROCAPRED01	Colored cap for coupler, red
DQPROCAPYEL02	Colored cap for coupler, yellow
DQPROCAPGRN03	Colored cap for coupler, green
DQPROCAPBRN04	Colored cap for coupler, brown
DQPROCAPBLU05	Colored cap for coupler, blue
DQPROCAPBLK99	Colored cap for coupler, black
DQPROCAPCOMBO	One each of every color cap
DQPROPLUGGRY00	Colored button plug for drum insert, gray
DQPROPLUGRED01	Colored button plug for drum insert, red
DQPROPLUGYEL02	Colored button plug for drum insert, yellow
DQPROPLUGGRN03	Colored button plug for drum insert, green
DQPROPLUGBRN04	Colored button plug for drum insert, brown
DQPROPLUGBLU05	Colored button plug for drum insert, blue
DQPROPLUGBLK99	Colored button plug for drum insert, black
DQPROPLUGCOMBO	One each of every color plug

* Colored caps and button plugs can be used with both DrumQuik PRO and DrumQuik PUR.

DrumQuik® PRO & PUR Key Kits



Color Coding



 | Call toll free 1-800-444-2474 or visit us at www.colder.com

Copyright © 2012 by Colder Products Company. All rights reserved. Colder Products Company, Colder Products and CPC are registered trademarks with the US Patent & Trademark Office.

Easy Installation and Dispensing

1

Fully press dip-tube into drum insert socket.



2

Place the drum insert assembly in drum.



3

Turn shipping plug counter-clockwise to remove. (Use a large, flat blade or #4 Phillips screwdriver.)



4

Insert coupler into drum insert assembly.



5

Turn the coupler locking ring-clockwise until stop is reached (approximately 2 full turns); valve is opened during this process.



Visit www.colder.com/dqpro and click on [Installation Guide](#) for more information.

Tools

PART NUMBER	DESCRIPTION
2408900	Torque socket tool (blue, glass-filled nylon)
2479100	Bung wrench (aluminum)
2375600*	Key installation tool (for key kits) *Shipping plug may also be used to install keys
DQPURFT08	Flaring Tool, 1/2" tubing
DQPURFT12	Flaring Tool, 3/4" tubing

Sample Kits

(Includes one coupler, one insert and one dip-tube)

PART NUMBER	DESCRIPTION
DQPRONASAMP	2" Buttress drum insert, 905mm dip-tube, 1/2 NPT coupler (EPDM O-rings, 316 SST spring in coupler)
DQPRONASAMP207	2" Buttress drum insert, 905mm dip-tube, 1/2 NPT coupler (FKM seals & Hastelloy® C spring in coupler)
DQPROEUSAMP	BSC 56x4 drum insert, 905mm dip-tube, 3/4 BSPP coupler (EPDM seals, 316 SST spring in coupler)
DQPROEUSAMP207	BSC 56x4 drum insert, 905mm dip-tube, 3/4 BSPP coupler (FKM seals & Hastelloy® C spring in coupler)
DQPRONPSSTSAMP	2" NPS (ISO G2) drum insert, 905mm dip-tube, 1/2 NPT coupler (EPDM Bung O-rings, 316 SST spring in coupler)
DQPRONPSSTSAMP207	2" NPS (ISO G2) drum insert, 905mm dip-tube, 1/2 NPT coupler (FKM seals & Hastelloy® C spring in coupler)
DQPRONPSPLSAMP	2" NPS (ISO G2) drum insert, 905mm dip-tube, 1/2 NPT coupler (EPDM Flat Gasket, 316 SST Spring)
DQPRONPSPLSAMP207	2" NPS (ISO G2) drum insert, 905mm dip-tube, 1/2 NPT coupler (FKM seals & Hastelloy® C spring in coupler)
DQPURSAMP202	Kit includes 1 Coupler (DQPUR 12 0112 (PEEK® & FKM) & 1 assembled Dip-tube (DQPUR 2BUT 0985 202)
DQPURSAMP209	Kit includes 1 Coupler (DQPUR 12 0112 209 (PPS & Simriz®) & 1 Dip-tube assy. (DQPUR 2BUT 0985 202)

Shipping Plugs

PART NUMBER	DESCRIPTION
DQPROPUMPAD	Internal 3/4 NPT Thread pump adaptor shipping plug (HDPE, EPDM)
DQPROPUMPAD202	Internal 3/4 NPT Thread pump adaptor shipping plug (HDPE, FKM)
DQPRPUMPAD202	Extended shipping plug for venting internal pressure from drum (HDPE, EPDM)
DQPROSHPLUGEX	Extended shipping plug for venting internal pressure from drum (HDPE, FKM)
DQPROSHIPLUGEX202	Extended shipping plug for venting internal pressure from drum (HDPE, FKM)
2007900	Shipping plug for drum insert (Does not include shipping plug o-ring)
2290100	Shipping plug o-ring, EPDM
2307200	Shipping plug o-ring, FKM
DQPURSP	Shipping Plug with EPDM seal
DQPURSP202	Shipping Plug with FKM seal

Seal and Adaptor Parts

PART NUMBER	DESCRIPTION
DQPURDISEALPOE	Drum insert POE bung seal
DQPURDISEALFEP	Drum insert FEP encapsulated silicone bung seal
DQPURCPSEALFKM	Coupler seal kit (2 seals), FKM
DQPURCPSEALSMZ	Coupler seal kit (2 seals), Simriz®
2423400	Coupler o-ring kit, EPDM (Includes 2 o-rings)
2423500	Coupler o-ring kit, FKM (Includes 2 o-rings)
2166000	Drum insert flat gasket, 2" buttress, FDA EPDM
2166100	Drum insert flat gasket, 2" buttress, FKM
2165800	Drum insert o-ring, 2" NPS (ISO G2) EPDM for steel drums
2165900	Drum insert o-ring, 2" NPS (ISO G2) FKM for steel drums
2165800	Drum insert o-ring, BCS 56x4, EPDM (same as ISO G2 for steel)
2165900	Drum insert o-ring, BCS 56x4, FKM (same as ISO G2 for steel)
2525200	Drum insert flat gasket, 2" NPS (ISO G2) EPDM for plastic drums
2525300	Drum insert flat gasket, 2" NPS (ISO G2) FKM for plastic drums
2594900	Replacement Drum Insert Seal, 2" Buttress, FDA
EPDMDQPRO70X6AD	70 X 6 Adaptor with EPDM O-Ring
DQPRO70X6AD202	70 X 6 Adaptor with FKM (Viton®) O-Rings

Accessories

PART NUMBER	DESCRIPTION
Tether/Dust Cap DQPROTETHER	Tether/Dust Cap for use with DrumQuik PRO shipping plugs and couplers (PVC, Vinyl)
Coupler Vent Port Options	
2879800	Vent check valve, 1/2" ID x 1/4" male NPT (316 SST, Santoprene)
2879801	Vent check valve, 1/2" ID x 1/4" male NPT (Hastelloy® C, FKM)
DQPROFIL01	Air filter, coupler vent port, 1/4" male NPT (polypropylene, 70 micron)
APCD24004	Vent coupling insert, 1/4" male NPT (Acetal, 316 SST, Buna-N)
APCD17004SH	Vent coupling body with shroud, 1/4" hose barb (Acetal, 316 SST, Buna-N)
APCD17006SH	Vent coupling body with shroud, 3/8" hose barb (Acetal, 316 SST, Buna-N)
EFCD24412	Vent coupling insert, 1/4" male NPT (Polypropylene, 316 SST, EPDM)
EFCD17412	Vent coupling body, 1/4" hose barb (Polypropylene, 316 SST, EPDM)
EFCD17612	Vent coupling body, 3/8" hose barb (Polypropylene, 316 SST, EPDM)
NOTE: Parts listed above are suggested for use in the vent port, but any 1/4" NPT Colder coupling can be used for blanket gas applications (see page 97.)	
Backflow Prevention Options Material: Polypropylene	
2478900	Check valve for couplers, 1/2" female NPT x 1/2" male NPT (EPDM, 302 SST)
2478901	Check valve for couplers, 1/2" female NPT x 1/2" male NPT (FKM, 302 SST)
2478902	Check valve for couplers, 1/2" female NPT x 1/2" male NPT (EPDM, Hastelloy C)
2478903	Check valve for couplers, 1/2" female NPT x 1/2" male NPT (FKM, Hastelloy C)
2479000	Foot valve for dip-tube, 1/2" hose barb (EPDM, 316 SST)
2479001	Foot valve for dip-tube, 1/2" hose barb (FKM, 316 SST)
2479002	Foot valve for dip-tube, 1/2" hose barb (EPDM, Hastelloy C)
2479003	Foot valve for dip-tube, 1/2" hose barb (FKM, Hastelloy C)
NOTE: Colder Products Company distributes the above check valves and foot valves. These valves are not produced by Colder and Colder makes no claims or warranty regarding suitability for use in specific applications.	
Coupler Liquid Port Fittings Material: Polypropylene	
2402600	1/2" female NPT x 3/8" OD compression
2402700	1/2" female NPT x 1/2" OD compression
2402800	1/2" female NPT x 5/8" OD compression
2402900	1/2" female NPT x 3/8" ID hose barb
2403000	1/2" female NPT x 1/2" ID hose barb
2403100	1/2" female NPT x 3/4" ID hose barb
DQPUR Accessory Fittings	
DQPUR MC0404	Male Connector, PVDF, 1/4" Flare x 1/4" NPT
DQPUR MC0604	Male Connector, PVDF, 3/8" Flare x 1/4" NPT
DQPUR MC0804	Male Connector, PVDF, 1/2" Flare x 1/4" NPT
DQPUR FR1208	Flare Reducer, PFA, 3/4" Female Flare x 1/2" Male Flare
DQPUR FI1216	Flare Increaser, PFA, 3/4" Female Flare x 1" Male Flare
DQPUR TFMC1208	Female flare x male connector, PFA, 3/4" Female Flare x 1/2" Male NPT
DQPUR SE0808	Sweep Elbow, PFA, 1/2" Female Flare x 1/2" Male Flare
DQPURSE1212	Sweep Elbow, PFA, 3/4" Female Flare x 3/4" Male Flare
DQPURDCPM0812	Double Containment Panel Mount Fitting, PFA, 1/2" process line x 3/4" secondary containment line
DQPURDCPM1216	Double Containment Panel Mount Fitting, PFA, 3/4" process line x 1" secondary containment line
DQPURDCN0812	Double Containment Adapter, PFA, 1/2" process line x 3/4" secondary containment line
DQPURDCN1216	Double Containment Adapter, PFA, 3/4" process line x 1" secondary containment line

Use shipping plug or key installation tool to install keys. Orient ring with lugs down and drum insert key ring with shoulder up.





Universal 3-Port Drum Adaptor Kit (shown with HFC12 and NS4)



Can be used with many standard Colder quick disconnect couplings and standard bung plugs and bottle caps.



Universal Drum Adaptor Kit (shown with NSH Series)

DrumQuik® 3-Port UDA Kit Polypropylene

The 3-Port UDA features a 3/4" male NPT thread that mates with common containers, bung plugs and caps. The adaptor ports enable simultaneous chemical extraction, venting or application of blanket gas. In addition, the third port can be used to recirculate priming chemical to the container in metering pump applications.

Optional system components including foot valves, air filters and vent check valves are also available. For your convenience, Colder offers a variety of drum adaptor plugs to facilitate easy drum connections. (See plugs and caps on page 103.)

PART NO.	DESCRIPTION
DQUA3PKIT	3-port adaptor, EPDM seal, locking nut, 35.5" (905mm) dip-tube, 1/2" x 3/8" & 1/2" x 1/4" reducer bushings and 1/4" & 3/8" NPT plugs
DQUA3PKIT202	3-port adaptor, FKM seal, locking nut, 35.5" (905mm) dip-tube, 1/2" x 3/8" & 1/2" x 1/4" reducer bushings and 1/4" & 3/8" NPT plugs
DQUA3P	3-port adaptor bulk packaged (1/2" female NPT liquid outlet port, 3/8" & 1/4" NPT vent/recirculation ports)
DQUA3PNUT	Locking nut for the 3-port adaptor
2717000	EPDM seal for the 3-port adaptor
2717100	FKM seal for the 3-port adaptor
2621100	Reducer bushing, black polypropylene, 1/2" male NPT x 3/8" female NPT
2621200	Reducer bushing, black polypropylene, 1/2" male NPT x 1/4" female NPT
2621300	Pipe plug, black polypropylene, 1/4" male NPT
2621400	Pipe plug, black polypropylene, 3/8" male NPT

Use with PLC, Non-Spill, EFC and ChemQuik Series couplings.

NOTE: DrumQuik® UDA 3-Port uses DrumQuik PRO dip-tubes and accessories.

DrumQuik UDA Kit Polypropylene

The DrumQuik® UDA Kit turns ChemQuik® or general purpose (HFC or NSH) couplings into a dip-tube that can easily be threaded into the 3/4" female NPS port of common drum closures. It provides a simple and inexpensive way to dispense chemicals in pumped systems. For your convenience, Colder offers a variety of drum adaptor plugs to facilitate easy drum connections. (See plugs and caps on page 103.)



PART NO.	DESCRIPTION
DQUAKITPP35	Adaptor & dip-tube, 37" (889mm) long from o-ring surface (approx.), Viton® FKM seal
DQUAKITPP55	Adaptor & dip-tube, 55" (1397mm) long, Viton® FKM o-ring

Use with HFC, NSH and ChemQuik Series couplings.

DrumQuik UDA Foot Valve

PART NO.	DESCRIPTION
DQMFVPP0708	Foot valve for use with DrumQuik UDA dip-tubes, fits 1/2" OD tubing, PTFE seal

BottleQuik® UBA 2-Port Kit Polypropylene

The BottleQuik® is intended for use on reagent bottles with SP400-38mm threads. It can be used in either the upright position or inverted and has two 3/8" female NPT ports for liquid and vent ports.

PART NO.	DESCRIPTION
DQUDACAP2PKITPP	2-Port adaptor CAP for 38mm SP400 bottles & dip-tubes, 17.75" (451mm) long, FKM o-ring, 3/8" female NPT liquid port, 3/8" female NPT vent port, 3/8" female NPT vent port.

Use above kits with CQG, CQH and CQV Series couplings.



BottleQuik UBA 2-Port Bottle Adaptor Kit (shown with CQG and CQH)

DrumQuik® Asian Drum Adaptors Polypropylene

The DrumQuik® Asian drum adaptors allow ChemQuik® or general purpose (HFC or NSH) couplings to be easily connected to the unique threads common in many drum closures (with integral dip-tubes) manufactured in Asia, e.g., Kodama, Accelo, Stella, Dung Woo, etc. A 3/4" female NPT inner thread can accept any coupling or fitting with a 3/4" male NPT termination.

PART NO.	DESCRIPTION
DQADAPP0212 TYPE A	Adaptor, FKM seals, 3/4" female NPT inner port x 3/4" NPS male thread to fit drum plug.
DQADAPP0622 TYPE B	Adaptor, FKM seals, 3/4" female NPT inner port x 1-3/8" male buttress thread to fit drum plug.



Type A
For use with closure plugs with a 3/4" NPS center port.

Type B
For use with closure plugs with a 1-3/8" buttress center port.

DrumQuik Plugs and Caps

For your convenience, Colder offers several sizes of common bung plugs and caps that have the internal 3/4" female NPS thread, into which the DrumQuik Universal Drum Adaptors/ChemQuik couplings are threaded.

PART NO.	DESCRIPTION
DQMBUNGPP2BUT12	Bung closure, polypropylene, EPDM o-ring, 2" buttress x 3/4" female NPS
DQMBUNGPP2NPS12	Bung closure, polypropylene, EPDM o-ring, 2" NPS x 3/4" female NPS
DQMBUNGPP56X412	Bung closure, polypropylene, EPDM o-ring, BCS56x4 x 3/4" female NPS
DQMBUNGPP70X612	Bung closure, polypropylene, EPDM o-ring, BCS70x6, 3/4" female NPS
DQMCAPP70MM	Cap closure, polypropylene, EPDM o-ring, 70mm x 3/4" female NPS
DQMCAPP63MM	Cap closure, polypropylene, EPDM o-ring, 63mm, 3/4" female NPS

All measurements are in inches (millimeters) unless otherwise noted. Tubing must meet stated inside and outside diameters. **NOTE:** The DQ UDA kits are designed to work with Colder couplings that have 3/4" NPT male terminations. The DQ UDA 3-Port kits are designed to work with a 1/2" NPT male on the liquid port and a 1/4" NPT male on the vent port. A 1/2" male NPT to 1/4" female NPT reducer bushing may be required to accommodate smaller NS4, PLC and PMC Series couplings. BottleQuik features two 3/8" female NPT ports. **NOTE:** DrumQuik Adaptors are intended for end-use applications not requiring compliance with UN/DOT standards for use in transportation of hazardous materials.



3/4" NPT inner port incorporates a face seal to assure a leak-free connection.



DQ UDA kits can be used with a wide range of closures.



Call toll free 1-800-444-2474 or visit us at www.colder.com

Copyright © 2012 by Colder Products Company. All rights reserved. Colder Products Company, Colder Products and CPC are registered trademarks with the US Patent & Trademark Office.



UDC SERIES

The patented 3/8" flow Universal Dispensing Coupler (UDC) provides a universal connection to a 38mm threaded or snap-in fitment neck. Make instant connections to bulk packaging systems including bag-in-box (BIB), flexible and rigid packaging styles. Automatic flush face valves minimize costly or dangerous spillage. An ergonomic design and a large, shrouded thumb latch pad produce a coupling that is easy to grip and simple to operate.

The UDC Series is also available with optional RFID (Radio Frequency Identification) capability.

Features	Benefits
<ul style="list-style-type: none"> Universal 38mm cap Flush face/non-spill valves Integral terminations Shrouded thumb latch RFID technology (iUDC only) 	<ul style="list-style-type: none"> Fits industry standard fitment necks Minimize spillage Fewer leak points, shorter assemblies, faster installations Protects against accidental disconnects Helps maintain warranty, integrity, brand protection

Specifications

Pressure:
20" Hg vacuum to 15 psi, 1.0 bar (body only)

Temperature:
32°F to 160°F (0°C to 71°C)

Materials:
Main body components and valves:
Polypropylene

Springs:
Body: 316 stainless steel
Cap: 302 stainless steel

UDC caps: Acetal, polypropylene

O-rings (food grade):
UDC: EPDM, silicone, Buna-N
iUDC: EPDM, silicone

CIP adapter: Acetal

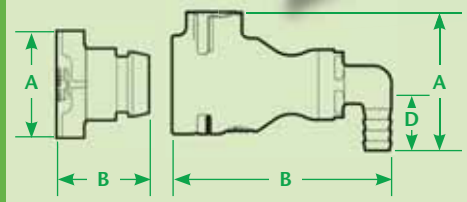
Color: Light gray with dark gray latch

Closure Size: SP-400 thread/38mm snap-in

Tubing Sizes:
3/8" to 3/4" ID, 9.5mm to 19.0mm ID



Product Dimensions



- A = Height/Diameter
- B = Total Length
- D = Elbow Radial Length

Coupling Bodies

POLYPROPYLENE



TERMINATION	TUBING SIZE	SILICONE O-RING	BUNA-N O-RING	EPDM O-RING	A	B	
IN-LINE HOSE BARB	3/8" ID	99000	98400	98500	1.73	3.06	
	1/2" ID	95600	97600	95300	1.73	3.06	
	5/8" ID	99100	97900	98100	1.73	3.20	
	3/4" ID	99200	98600	98700	1.73	3.21	
TERMINATION	TUBING SIZE	SILICONE O-RING	BUNA-N O-RING	EPDM O-RING	A	B	D
ELBOW HOSE BARB	3/8" ID	99300	97800	99400	1.73	3.25	.93
	1/2" ID	95400	97700	95100	1.73	3.25	.93

All measurements are in inches (millimeters) unless otherwise noted. Tubing must meet stated inside and outside diameters.

Caps ACETAL



TERMINATION	DESCRIPTION	SILICONE O-RING	BUNA-N O-RING	EPDM O-RING	A	B
THREAD-ON, 38MM, VALVED	Without thread seal	95800	96400	97400	1.70	1.47
	With thread seal	95801	96401	97401	1.70	1.47

POLYPROPYLENE



TERMINATION	DESCRIPTION	SILICONE O-RING	EPDM O-RING	A	B
SNAP-IN 38MM VALVED		9461300	9500000	1.15	1.77
THREAD-ON, 38MM, VALVED	With thread seal		9462000	1.70	1.48

NOTE: Snap-in closure designed to fit Scholle 900 bag necks.

Clean-in-Place (CIP) Adapter ACETAL



TERMINATION	DESCRIPTION	PART NO.	A	B
IN-LINE	1/2" HB (no o-ring)	96000	1.15	1.56

All measurements are in inches (millimeters) unless otherwise noted. Tubing must meet stated inside and outside diameters. Couplings are pictured with valves unless otherwise noted.



The **IdentiQuik® Series** of smart couplings are RFID enabled couplings used on equipment and in processes. RFID is an identification method that relies on remotely writing and reading data. Smart coupling applications include: inventory level meters, surgical tool identification, product protection and many more.

SMART COUPLINGS WITH RFID

IdentiQuik UDC Series

- (((**Identify misconnections:** eliminate out-of-sequence connections or misconnections due to operator error
- (((**Protect your brand:** prevent out-of-date, incorrect or misapplied products from being used
- (((**Prolong equipment life:** prevent the accidental or unintentional use of harmful media
- (((**Save time:** automatic documentation of package and media lot numbers, date codes and more

RFID Specifications

RF Communication Range: Approximately 1"

Operating voltage: 8-24 V

Power Consumption: 1.2W Maximum

Communications: ASCII RS-232 (DB-9), USB

RFID Tag: 13.56 MHz
ISO 15693 - 112 bytes programmable

Temperature: 32°F to 150°F
(0°C to 65°C)

Patented

Coupling Readers

POLYPROPYLENE

Product Dimensions
(See drawing on page 118)

TERMINATION	TUBING SIZE	METRIC EQ.	SHUTOFF	A	B
IN-LINE HOSE BARB	1/4" ID	6.4mm ID	iUDCDR1700400	2.00	3.49
	3/8" ID	9.5mm ID	iUDCDR1700600	2.00	3.49
	1/2" ID	12.7mm ID	iUDCDR1700800	2.00	3.49
	5/8" ID	15.9mm ID	iUDCDR1701000	2.00	3.49
	3/4" ID	19mm ID	iUDCDR1701200	2.00	3.49
PANEL MOUNT HOSE BARB	1/4" ID	6.4mm ID	iUDCDR1600400	Refer to	
	3/8" ID	9.5mm ID	iUDCDR1600600	www.colder.com	
	1/2" ID	12.7mm ID	iUDCDR1600800	for dimensions	

Caps

ACETAL



TERMINATION	DESCRIPTION	METRIC EQ.	SHUTOFF	A	B
THREAD-ON, 38MM, VALVED	Without thread seal	38mm	iUDCDTCN3803	1.70	1.47
	With thread seal	38mm	iUDCDTCS3803	1.70	1.47

POLYPROPYLENE



TERMINATION	DESCRIPTION	METRIC EQ.	SHUTOFF	A	B
THREAD-ON, 38MM, VALVED	Without thread seal	38mm	iUDCDTCN3800	1.70	1.48
	With thread seal	38mm	iUDCDTCS3800	1.70	1.48



TERMINATION	METRIC EQ.	SHUTOFF	A	B
SNAP-IN 38MM, VALVED	38mm	iUDCDTSN0000	1.62	1.76

All measurements are in inches (millimeters) unless otherwise noted. Tubing must meet stated inside and outside diameters.

Materials are listed on page 118. Customized parts (materials, voltage, termination, cable length, etc.) available. Call for more information.



Call toll free 1-800-444-2474 or visit us at www.colder.com

Copyright © 2012 by Colder Products Company. All rights reserved. Colder Products Company, Colder Products and CPC are registered trademarks with the US Patent & Trademark Office.

Specifications

Pressure: 120 psi, 8.3 bar (coupling body)

Temperature:
32°F to 160°F (0°C to 71°C)

Materials:

Main components and valves: Polypropylene

38mm closure: Polyethylene (LDPE)

Thumb latch: Stainless steel

Valve spring: 316 stainless steel

External spring and pin: Stainless steel

O-rings: EPDM

Closure Size: SP-400 38mm

Tubing Sizes:

1/4" and 3/8" ID, 6.4mm and 9.5mm ID



The 1/4" flow Puncture Seal dispensing system provides clean and safe liquid dispensing from bag-in-box (BIB) or other types of flexible packaging. The system consists of a Puncture Seal closure cap and a specially designed quick disconnect coupling body. The closure makes a positive thread or snap-in seal with a 38mm fitment neck. The Puncture Seal coupling body automatically breaks the membrane seal on the closure cap when connected. To switch to a new container, simply depress the Colder thumb latch to disconnect the system and then connect the Puncture Seal coupling body to a fresh container.

Features

Puncture Seal coupling

Polypropylene and polyethylene materials

Puncture Seal membrane

Colder thumb latch

Benefits

Easily breaks the Puncture Seal membrane

Greater chemical resistance

Eliminates shipping caps and o-rings

One-hand connection and disconnection

Also available in NSF listed versions, please visit our web site for part number information



Coupling Body

POLYPROPYLENE



TERMINATION	TUBING SIZE	METRIC EQ.	STRAIGHT THRU	SHUTOFF	LENGTH
IN-LINE HOSE BARB	1/4" ID 3/8" ID	6.4mm ID 9.5 mm ID	PS1700412 PS1700612	PSD1700412 PSD1700612	1.95 1.95

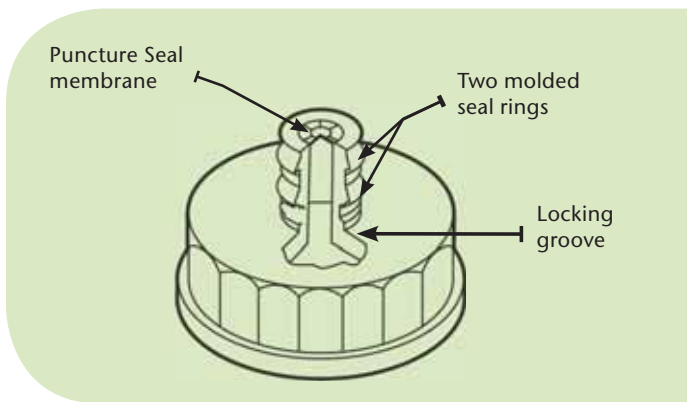
Closure

POLYETHYLENE



TERMINATION	PART NO.	LENGTH	HEIGHT
THREAD-ON, 38MM	PSC38mm	1.7	1.12
SNAP-IN 38MM	496200	1.88	1.62

NOTE: Part #496200 is designed to mate with the Hedwin Cubitainer® snap joint.



DID YOU KNOW ...


Colder's Puncture Seal closures can be used to dispense virtually any liquid from flexible packages? The Puncture Seal makes transporting and dispensing cleaning concentrates, dry cleaning chemicals and soaps cleaner and safer. Printing inks, photo developers and dyeing agents can also be dispensed quickly and easily, without messy drips or spills. The Puncture Seal can also be used with beverage and condiment dispensing systems, just look for the NSF-listed part numbers.



Call toll free 1-800-444-2474 or visit us at www.colder.com

Copyright © 2012 by Colder Products Company. All rights reserved. Colder Products Company, Colder Products and CPC are registered trademarks with the US Patent & Trademark Office.

»» FitQuik® Connectors



FitQuik® Connectors from Colder Products Company are high quality fittings for leak-free tubing connections. These precision molded fittings are designed to eliminate tubing leak points in applications such as medical devices, analytical instrumentation or air-driven equipment.

Cost-competitive FitQuik Connectors are offered in many standard configurations and in custom designs to meet unique customer specifications.

Feature

- Single, sharp hose barbs
- Parting line-free hose barbs
- Instrumentation grade materials

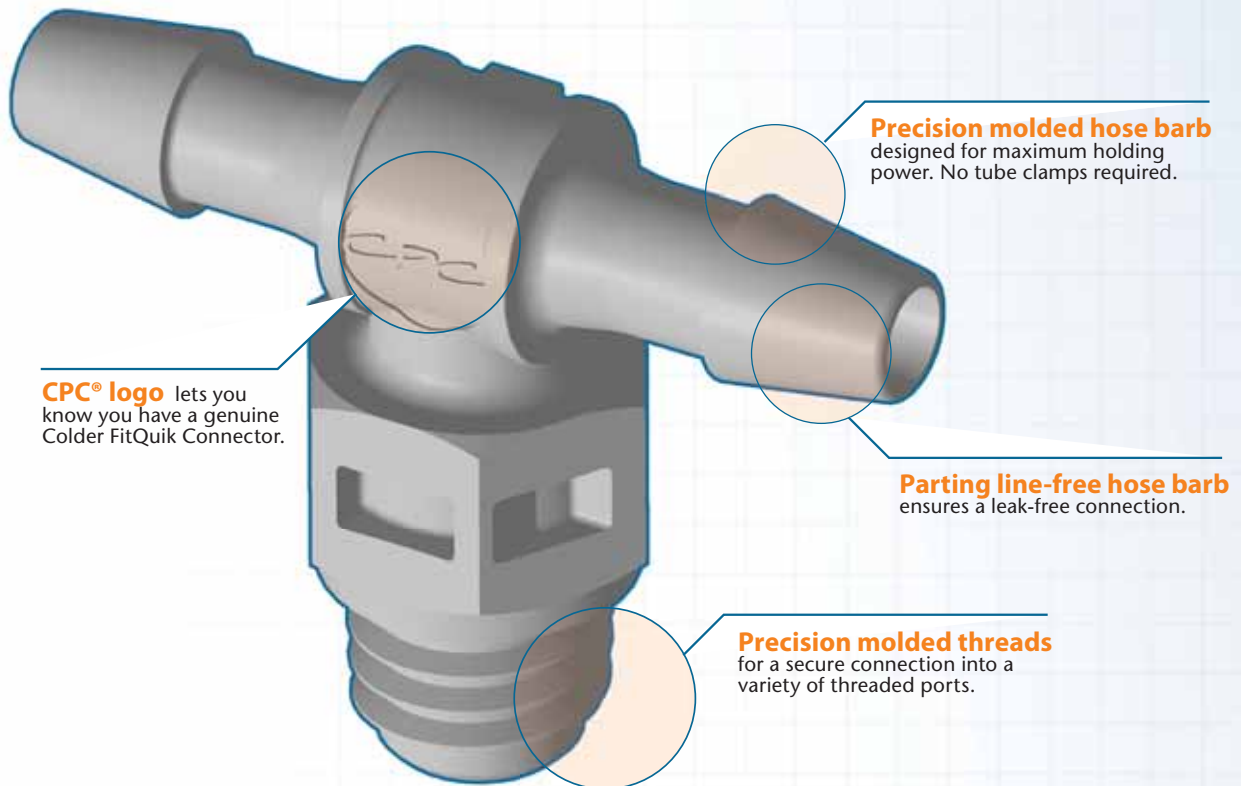
Benefit

- Won't disconnect from tubing
- Eliminates potential leak point
- Reduced breakage in demanding applications

Materials available: Black and white nylon, polypropylene, polycarbonate, and PVDF

»» Designed to Fit

Quality FitQuik® Connectors are instrumentation - grade fittings that ensure a secure fit in even the most demanding applications. These fittings feature precise hose barbs and thread forms to ensure the right fit every time.





TUBE TO TUBE

TUBE TO TUBE FITTINGS - STRAIGHT

	PART NO.	DESCRIPTION
	HS2	Polypropylene Straight Fitting with 1/16" Hose Barbs
	HS230	White Nylon Straight Fitting with 1/16" Hose Barbs
	HS231	Black Nylon Straight Fitting with 1/16" Hose Barbs
	HS270	PVDF Straight Fitting with 1/16" Hose Barb
	HS291	Purple Tint Polycarbonate Straight Fitting with 1/16" Hose Barbs
	HS3	Polypropylene Straight Fitting with 3/32" Hose Barbs
	HS330	White Nylon Straight Fitting with 3/32" Hose Barbs
	HS331	Black Nylon Straight Fitting with 3/32" Hose Barbs
	HS370	PVDF Straight Fitting with 3/32" Hose Barb
	HS391	Purple Tint Polycarbonate Straight Fitting with 3/32" Hose Barbs
	HS4	Polypropylene Straight Fitting with 1/8" Hose Barbs
	HS430	White Nylon Straight Fitting with 1/8" Hose Barbs
	HS431	Black Nylon Straight Fitting with 1/8" Hose Barbs
	HS470	PVDF Straight Fitting with 1/8" Hose Barb
	HS491	Purple Tint Polycarbonate Straight Fitting with 1/8" Hose Barbs
	HS5	Polypropylene Straight Fitting with 5/32" Hose Barbs
	HS530	White Nylon Straight Fitting with 5/32" Hose Barbs
	HS531	Black Nylon Straight Fitting with 5/32" Hose Barbs
	HS570	PVDF Straight Fitting with 5/32" Hose Barb
	HS591	Purple Tint Polycarbonate Straight Fitting with 5/32" Hose Barbs
	HS6	Polypropylene Straight Fitting with 3/16" Hose Barbs
	HS630	White Nylon Straight Fitting with 3/16" Hose Barbs
	HS631	Black Nylon Straight Fitting with 3/16" Hose Barbs
	HS670	PVDF Straight Fitting with 3/16" Hose Barb
	HS691	Purple Tint Polycarbonate Straight Fitting with 3/16" Hose Barbs
	HS8	Polypropylene Straight Fitting with 1/4" Hose Barbs
	HS830	White Nylon Straight Fitting with 1/4" Hose Barbs
	HS831	Black Nylon Straight Fitting with 1/4" Hose Barbs
	HS870	PVDF Straight Fitting with 1/4" Hose Barb
	HS891	Purple Tint Polycarbonate Straight Fitting with 1/4" Hose Barbs
	HS12	Polypropylene Straight Fitting with 3/8" Hose Barbs
	HS1230	White Nylon Straight Fitting with 3/8" Hose Barbs
	HS1231	Black Nylon Straight Fitting with 3/8" Hose Barbs
	HS1270	PVDF Straight Fitting with 3/8" Hose Barbs

TUBE TO TUBE FITTINGS - ELBOW

	PART NO.	DESCRIPTION
	HE2	Polypropylene Elbow Fitting with 1/16" Hose Barbs
	HE230	White Nylon Elbow Fitting with 1/16" Hose Barbs
	HE231	Black Nylon Elbow Fitting with 1/16" Hose Barbs
	HE270	PVDF Elbow Fitting with 1/16" Hose Barbs
	HE291	Purple Tint Polycarbonate Elbow Fitting with 1/16" Hose Barbs
	HE3	Polypropylene Elbow Fitting with 3/32" Hose Barbs
	HE330	White Nylon Elbow Fitting with 3/32" Hose Barbs
	HE331	Black Nylon Elbow Fitting with 3/32" Hose Barbs
	HE370	PVDF Elbow Fitting with 3/32" Hose Barbs
	HE391	Purple Tint Polycarbonate Elbow Fitting with 3/32" Hose Barbs

Note: Parts not shown to scale. For customer drawings and technical specifications please visit www.colder.com

TUBE TO TUBE

TUBE TO TUBE FITTINGS - ELBOW

PART NO.	DESCRIPTION
HE4	Polypropylene Elbow Fitting with 1/8" Hose Barbs
HE430	White Nylon Elbow Fitting with 1/8" Hose Barbs
HE431	Black Nylon Elbow Fitting with 1/8" Hose Barbs
HE470	PVDF Elbow Fitting with 1/8" Hose Barbs
HE491	Purple Tint Polycarbonate Elbow Fitting with 1/8" Hose Barbs
HE5	Polypropylene Elbow Fitting with 5/32" Hose Barbs
HE530	White Nylon Elbow Fitting with 5/32" Hose Barbs
HE531	Black Nylon Elbow Fitting with 5/32" Hose Barbs
HE570	PVDF Elbow Fitting with 5/32" Hose Barbs
HE591	Purple Tint Polycarbonate Elbow Fitting with 5/32" Hose Barbs
HE6	Polypropylene Elbow Fitting with 3/16" Hose Barbs
HE630	White Nylon Elbow Fitting with 3/16" Hose Barbs
HE631	Black Nylon Elbow Fitting with 3/16" Hose Barbs
HE670	PVDF Elbow Fitting with 3/16" Hose Barbs
HE691	Purple Tint Polycarbonate Elbow Fitting with 3/16" Hose Barbs
HE8	Polypropylene Elbow Fitting with 1/4" Hose Barbs
HE830	White Nylon Elbow Fitting with 1/4" Hose Barbs
HE831	Black Nylon Elbow Fitting with 1/4" Hose Barbs
HE870	PVDF Elbow Fitting with 1/4" Hose Barbs
HE891	Purple Tint Polycarbonate Elbow Fitting with 1/4" Hose Barbs
HE12	Polypropylene Elbow Fitting with 3/8" Hose Barbs
HE1230	White Nylon Elbow Fitting with 3/8" Hose Barbs
HE1231	Black Nylon Elbow Fitting with 3/8" Hose Barbs
HE1270	PVDF Elbow Fitting with 3/8" Hose Barbs



TUBE TO TUBE FITTINGS - TEE




PART NO.	DESCRIPTION
HT2	Polypropylene Tee Fitting with 1/16" Hose Barbs
HT230	White Nylon Tee Fitting with 1/16" Hose Barbs
HT231	Black Nylon Tee Fitting with 1/16" Hose Barbs
HT270	PVDF Tee Fitting with 1/16" Hose Barbs
HT291	Purple Tint Polycarbonate Tee Fitting with 1/16" Hose Barbs
HT3	Polypropylene Tee Fitting with 3/32" Hose Barbs
HT330	White Nylon Tee Fitting with 3/32" Hose Barbs
HT331	Black Nylon Tee Fitting with 3/32" Hose Barbs
HT370	PVDF Tee Fitting with 3/32" Hose Barbs
HT391	Purple Tint Polycarbonate Tee Fitting with 3/32" Hose Barbs
HT4	Polypropylene Tee Fitting with 1/8" Hose Barbs
HT430	White Nylon Tee Fitting with 1/8" Hose Barbs
HT431	Black Nylon Tee Fitting with 1/8" Hose Barbs
HT470	PVDF Tee Fitting with 1/8" Hose Barbs
HT491	Purple Tint Polycarbonate Tee Fitting with 1/8" Hose Barbs
HT5	Polypropylene Tee Fitting with 5/32" Hose Barbs
HT530	White Nylon Tee Fitting with 5/32" Hose Barbs
HT531	Black Nylon Tee Fitting with 5/32" Hose Barbs
HT570	PVDF Tee Fitting with 5/32" Hose Barbs
HT591	Purple Tint Polycarbonate Tee Fitting with 5/32" Hose Barbs



Note: Parts not shown to scale. For customer drawings and technical specifications please visit www.colder.com

TUBE TO TUBE

TUBE TO TUBE FITTINGS - TEE

	PART NO.	DESCRIPTION
	HT6	Polypropylene Tee Fitting with 3/16" Hose Barbs
	HT630	White Nylon Tee Fitting with 3/16" Hose Barbs
	HT631	Black Nylon Tee Fitting with 3/16" Hose Barbs
	HT670	PVDF Tee Fitting with 3/16" Hose Barbs
	HT691	Purple Tint Polycarbonate Tee Fitting with 3/16" Hose Barbs
	HT8	Polypropylene Tee Fitting with 1/4" Hose Barbs
	HT830	White Nylon Tee Fitting with 1/4" Hose Barbs
	HT831	Black Nylon Tee Fitting with 1/4" Hose Barbs
	HT870	PVDF Tee Fitting with 1/4" Hose Barbs
	HT891	Purple Tint Polycarbonate Tee Fitting with 1/4" Hose Barbs
	HT12	Polypropylene Tee Fitting with 3/8" Hose Barbs
	HT1230	White Nylon Tee Fitting with 3/8" Hose Barbs
	HT1231	Black Nylon Tee Fitting with 3/8" Hose Barbs
	HT1270	PVDF Tee Fitting with 3/8" Hose Barbs

TUBE TO TUBE FITTINGS - Y

	PART NO.	DESCRIPTION
	HY2	Polypropylene Y Fitting with 1/16" Hose Barbs
	HY230	White Nylon Y Fitting with 1/16" Hose Barbs
	HY231	Black Nylon Y Fitting with 1/16" Hose Barbs
	HY270	PVDF Y Fitting with 1/16" Hose Barbs
	HY291	Purple Tint Polycarbonate Y Fitting with 1/16" Hose Barbs
	HY3	Polypropylene Y Fitting with 3/32" Hose Barbs
	HY330	White Nylon Y Fitting with 3/32" Hose Barbs
	HY331	Black Nylon Y Fitting with 3/32" Hose Barbs
	HY370	PVDF Y Fitting with 3/32" Hose Barbs
	HY391	Purple Tint Polycarbonate Y Fitting with 3/32" Hose Barbs
	HY4	Polypropylene Y Fitting with 1/8" Hose Barbs
	HY430	White Nylon Y Fitting with 1/8" Hose Barbs
	HY431	Black Nylon Y Fitting with 1/8" Hose Barbs
	HY470	PVDF Y Fitting with 1/8" Hose Barbs
	HY491	Purple Tint Polycarbonate Y Fitting with 1/8" Hose Barbs
	HY5	Polypropylene Y Fitting with 5/32" Hose Barbs
	HY530	White Nylon Y Fitting with 5/32" Hose Barbs
	HY531	Black Nylon Y Fitting with 5/32" Hose Barbs
	HY570	PVDF Y Fitting with 5/32" Hose Barbs
	HY591	Purple Tint Polycarbonate Y Fitting with 5/32" Hose Barbs
	HY6	Polypropylene Y Fitting with 3/16" Hose Barbs
	HY630	White Nylon Y Fitting with 3/16" Hose Barbs
	HY631	Black Nylon Y Fitting with 3/16" Hose Barbs
	HY670	PVDF Y Fitting with 3/16" Hose Barbs
	HY691	Purple Tint Polycarbonate Y Fitting with 3/16" Hose Barbs
	HY8	Polypropylene Y Fitting with 1/4" Hose Barbs
	HY830	White Nylon Y Fitting with 1/4" Hose Barbs
	HY831	Black Nylon Y Fitting with 1/4" Hose Barbs
	HY870	PVDF Y Fitting with 1/4" Hose Barbs
	HY891	Purple Tint Polycarbonate Y Fitting with 1/4" Hose Barbs

Note: Parts not shown to scale. For customer drawings and technical specifications please visit www.colder.com

TUBE TO TUBE

TUBE TO TUBE FITTINGS - Y

PART NO.	DESCRIPTION
HY12	Polypropylene Y Fitting with 3/8" Hose Barbs
HY1230	White Nylon Y Fitting with 3/8" Hose Barbs
HY1231	Black Nylon Y Fitting with 3/8" Hose Barbs
HY1270	PVDF Y Fitting with 3/8" Hose Barbs



TUBE TO TUBE FITTINGS - STRAIGHT REDUCER



PART NO.	DESCRIPTION
HSR32	Polypropylene Reducer Fitting, 3/32" to 1/16" Hose Barb
HSR3230	White Nylon Reducer Fitting, 3/32" to 1/16" Hose Barb
HSR3231	Black Nylon Reducer Fitting, 3/32" to 1/16" Hose Barb
HSR3270	PVDF Straight Reducer Fitting, 3/32" to 1/16" Hose Barb
HSR3291	Purple Tint Polycarbonate Reducer Fitting, 3/32" to 1/16" Hose Barb
HSR42	Polypropylene Reducer Fitting, 1/8" to 1/16" Hose Barb
HSR4230	White Nylon Reducer Fitting, 1/8" to 1/16" Hose Barb
HSR4231	Black Nylon Reducer Fitting, 1/8" to 1/16" Hose Barb
HSR4270	PVDF Straight Reducer Fitting, 1/8" to 1/16" Hose Barb
HSR4291	Purple Tint Polycarbonate Reducer Fitting, 1/8" to 1/16" Hose Barb
HSR43	Polypropylene Reducer Fitting, 1/8" to 3/32" Hose Barb
HSR4330	White Nylon Reducer Fitting, 1/8" to 3/32" Hose Barb
HSR4331	Black Nylon Reducer Fitting, 1/8" to 3/32" Hose Barb
HSR4370	PVDF Straight Reducer Fitting, 1/8" to 3/32" Hose Barb
HSR4391	Purple Tint Polycarbonate Reducer Fitting, 1/8" to 3/32" Hose Barb
HSR52	Polypropylene Reducer Fitting, 5/32" to 1/16" Hose Barb
HSR5230	White Nylon Reducer Fitting, 5/32" to 1/16" Hose Barb
HSR5231	Black Nylon Reducer Fitting, 5/32" to 1/16" Hose Barb
HSR5270	PVDF Straight Reducer Fitting, 5/32" to 1/16" Hose Barb
HSR5291	Purple Tint Polycarbonate Reducer Fitting, 5/32" to 1/16" Hose Barb
HSR53	Polypropylene Reducer Fitting, 5/32" to 3/32" Hose Barb
HSR5330	White Nylon Reducer Fitting, 5/32" to 3/32" Hose Barb
HSR5331	Black Nylon Reducer Fitting, 5/32" to 3/32" Hose Barb
HSR5370	PVDF Straight Reducer Fitting, 5/32" to 3/32" Hose Barb
HSR5391	Purple Tint Polycarbonate Reducer Fitting, 5/32" to 3/32" Hose Barb
HSR54	Polypropylene Reducer Fitting, 5/32" to 1/8" Hose Barb
HSR5430	White Nylon Reducer Fitting, 5/32" to 1/8" Hose Barb
HSR5431	Black Nylon Reducer Fitting, 5/32" to 1/8" Hose Barb
HSR5470	PVDF Straight Reducer Fitting, 5/32" to 1/8" Hose Barb
HSR5491	Purple Tint Polycarbonate Reducer Fitting, 5/32" to 1/8" Hose Barb
HSR62	Polypropylene Reducer Fitting, 3/16" to 1/16" Hose Barb
HSR6230	White Nylon Reducer Fitting, 3/16" to 1/16" Hose Barb
HSR6231	Black Nylon Reducer Fitting, 3/16" to 1/16" Hose Barb
HSR6270	PVDF Straight Reducer Fitting, 3/16" to 1/16" Hose Barb
HSR6291	Purple Tint Polycarbonate Reducer Fitting, 3/16" to 1/16" Hose Barb
HSR63	Polypropylene Reducer Fitting, 3/16" to 3/32" Hose Barb
HSR6330	White Nylon Reducer Fitting, 3/16" to 3/32" Hose Barb
HSR6331	Black Nylon Reducer Fitting, 3/16" to 3/32" Hose Barb
HSR6370	PVDF Straight Reducer Fitting, 3/16" to 3/32" Hose Barb
HSR6391	Purple Tint Polycarbonate Reducer Fitting, 3/16" to 3/32" Hose Barb



Note: Parts not shown to scale. For customer drawings and technical specifications please visit www.colder.com

TUBE TO TUBE

TUBE TO TUBE FITTINGS - STRAIGHT REDUCER

	PART NO.	DESCRIPTION
	HSR64	Polypropylene Reducer Fitting, 3/16" to 1/8" Hose Barb
	HSR6430	White Nylon Reducer Fitting, 3/16" to 1/8" Hose Barb
	HSR6431	Black Nylon Reducer Fitting, 3/16" to 1/8" Hose Barb
	HSR6470	PVDF Straight Reducer Fitting, 3/16" to 1/8" Hose Barb
	HSR6491	Purple Tint Polycarbonate Reducer Fittings, 3/16" to 1/8" Hose Barb
	HSR65	Polypropylene Reducer Fitting, 3/16" to 5/32" Hose Barb
	HSR6530	White Nylon Reducer Fitting, 3/16" to 5/32" Hose Barb
	HSR6531	Black Nylon Reducer Fitting, 3/16" to 5/32" Hose Barb
	HSR6570	PVDF Straight Reducer Fitting, 3/16" to 5/32" Hose Barb
	HSR6591	Purple Tint Polycarbonate Reducer Fittings, 3/16" to 5/32" Hose Barb
	HSR84	Polypropylene Reducer Fitting, 1/4" to 1/8" Hose Barb
	HSR8430	White Nylon Reducer Fitting, 1/4" to 1/8" Hose Barb
	HSR8431	Black Nylon Reducer Fitting, 1/4" to 1/8" Hose Barb
	HSR8470	PVDF Straight Reducer Fitting, 1/4" to 1/8" Hose Barb
	HSR8491	Purple Tint Polycarbonate Reducer Fittings, 1/4" to 1/8" Hose Barb
	HSR85	Polypropylene Reducer Fitting, 1/4" to 5/32" Hose Barb
	HSR8530	White Nylon Reducer Fitting, 1/4" to 5/32" Hose Barb
	HSR8531	Black Nylon Reducer Fitting, 1/4" to 5/32" Hose Barb
	HSR8570	PVDF Straight Reducer Fitting, 1/4" to 5/32" Hose Barb
	HSR8591	Purple Tint Polycarbonate Reducer Fittings, 1/4" to 5/32" Hose Barb
	HSR86	Polypropylene Reducer Fitting, 1/4" to 3/16" Hose Barb
	HSR8630	White Nylon Reducer Fitting, 1/4" to 3/16" Hose Barb
	HSR8631	Black Nylon Reducer Fitting, 1/4" to 3/16" Hose Barb
	HSR8670	PVDF Straight Reducer Fitting, 1/4" to 3/16" Hose Barb
	HSR8691	Purple Tint Polycarbonate Reducer Fittings, 1/4" to 3/16" Hose Barb
	HSR128	Polypropylene Reducer Fitting, 3/8" to 1/4" Hose Barb
	HSR12830	White Nylon Reducer Fitting, 3/8" to 1/4" Hose Barb
	HSR12831	Black Nylon Reducer Fitting, 3/8" to 1/4" Hose Barb
	HSR12870	PVDF Straight Reducer Fitting, 3/8" to 1/4" Hose Barb

Nobody can make new fittings faster. If you have a great idea for a new configuration, call us! Our fittings team can design and deliver your custom fittings lightning fast.











FitQuik polycarbonate fittings are compatible with autoclave sterilization. See sterilization guide on page 139.

Note: Parts not shown to scale. For customer drawings and technical specifications please visit www.colder.com

THREAD TO TUBE

For FitQuik® Connectors sterilization information please contact info@colder.com

THREAD TO TUBE FITTINGS - STRAIGHT

PART NO.	DESCRIPTION	
KS2 KS230 KS231 KS270	Polypropylene Straight Fitting, 1/4-28 UNF to 1/16" Hose Barb White Nylon Straight Fitting, 1/4-28 UNF to 1/16" Hose Barb Black Nylon Straight Fitting, 1/4-28 UNF to 1/16" Hose Barb PVDF Straight Fitting, 1/4-28 UNF to 1/16" Hose Barb	
KS3 KS330 KS331 KS370	Polypropylene Straight Fitting, 1/4-28 UNF to 3/32" Hose Barb White Nylon Straight Fitting, 1/4-28 UNF to 3/32" Hose Barb Black Nylon Straight Fitting, 1/4-28 UNF to 3/32" Hose Barb PVDF Straight Fitting, 1/4-28 UNF to 3/32" Hose Barb	
KS4 KS430 KS431 KS470	Polypropylene Straight Fitting, 1/4-28 UNF to 1/8" Hose Barb White Nylon Straight Fitting, 1/4-28 UNF to 1/8" Hose Barb Black Nylon Straight Fitting, 1/4-28 UNF to 1/8" Hose Barb PVDF Straight Fitting, 1/4-28 UNF to 1/8" Hose Barb	
KS5 KS530 KS531 KS570	Polypropylene Straight Fitting, 1/4-28 UNF to 5/32" Hose Barb White Nylon Straight Fitting, 1/4-28 UNF to 5/32" Hose Barb Black Nylon Straight Fitting, 1/4-28 UNF to 5/32" Hose Barb PVDF Straight Fitting, 1/4-28 UNF to 5/32" Hose Barb	
MS2 MS230 MS231 MS270	Polypropylene Straight Fitting, Tapered 10-32 to 1/16" Hose Barb White Nylon Straight Fitting, Tapered 10-32 to 1/16" Hose Barb Black Nylon Straight Fitting, Tapered 10-32 to 1/16" Hose Barb PVDF Straight Fitting, Tapered 10-32 to 1/16" Hose Barb	
MS3 MS330 MS331 MS370	Polypropylene Straight Fitting, Tapered 10-32 to 3/32" Hose Barb White Nylon Straight Fitting, Tapered 10-32 to 3/32" Hose Barb Black Nylon Straight Fitting, Tapered 10-32 to 3/32" Hose Barb PVDF Straight Fitting, Tapered 10-32 to 3/32" Hose Barb	
MS4 MS430 MS431 MS470	Polypropylene Straight Fitting, Tapered 10-32 to 1/8" Hose Barb White Nylon Straight Fitting, Tapered 10-32 to 1/8" Hose Barb Black Nylon Straight Fitting, Tapered 10-32 to 1/8" Hose Barb PVDF Straight Fitting, Tapered 10-32 to 1/8" Hose Barb	
MS5 MS530 MS531 MS570 MS670	Polypropylene Straight Fitting, Tapered 10-32 to 5/32" Hose Barb White Nylon Straight Fitting, Tapered 10-32 to 5/32" Hose Barb Black Nylon Straight Fitting, Tapered 10-32 to 5/32" Hose Barb PVDF Straight Fitting, Tapered 10-32 to 5/32" Hose Barb PVDF Straight Fitting, Tapered 10-32 to 5/32" Hose Barb	
N2S2 N2S230 N2S231 N2S270	Polypropylene Straight Fitting, 1/16" NPT to 1/16" Hose Barb White Nylon Straight Fitting, 1/16" NPT to 1/16" Hose Barb Black Nylon Straight Fitting, 1/16" NPT to 1/16" Hose Barb PVDF Straight Fitting, 1/16" NPT to 1/16" Hose Barb	
N2S3 N2S330 N2S331 N2S370	Polypropylene Straight Fitting, 1/16" NPT to 3/32" Hose Barb White Nylon Straight Fitting, 1/16" NPT to 3/32" Hose Barb Black Nylon Straight Fitting, 1/16" NPT to 3/32" Hose Barb PVDF Straight Fitting, 1/16" NPT to 3/32" Hose Barb	

Note: Parts not shown to scale. For customer drawings and technical specifications please visit www.colder.com

THREAD TO TUBE

THREAD TO TUBE FITTINGS - STRAIGHT

PART NO.

DESCRIPTION



N2S4
N2S430
N2S431
N2S470

Polypropylene Straight Fitting, 1/16" NPT to 1/8" Hose Barb
White Nylon Straight Fitting, 1/16" NPT to 1/8" Hose Barb
Black Nylon Straight Fitting, 1/16" NPT to 1/8" Hose Barb
PVDF Straight Fitting, 1/16" NPT to 1/8" Hose Barb



N2S5
N2S530
N2S531
N2S570

Polypropylene Straight Fitting, 1/16" NPT to 5/32" Hose Barb
White Nylon Straight Fitting, 1/16" NPT to 5/32" Hose Barb
Black Nylon Straight Fitting, 1/16" NPT to 5/32" Hose Barb
PVDF Straight Fitting, 1/16" NPT to 5/32" Hose Barb



N4S2
N4S230
N4S231
N4S270

Polypropylene Straight Fitting, 1/8" NPT to 1/16" Hose Barb
White Nylon Straight Fitting, 1/8" NPT to 1/16" Hose Barb
Black Nylon Straight Fitting, 1/8" NPT to 1/16" Hose Barb
PVDF Straight Fitting, 1/8" NPT to 1/16" Hose Barb



N4S3
N4S330
N4S331
N4S370

Polypropylene Straight Fitting, 1/8" NPT to 3/32" Hose Barb
White Nylon Straight Fitting, 1/8" NPT to 3/32" Hose Barb
Black Nylon Straight Fitting, 1/8" NPT to 3/32" Hose Barb
PVDF Straight Fitting, 1/8" NPT to 3/32" Hose Barb



N4S4
N4S430
N4S431
N4S470

Polypropylene Straight Fitting, 1/8" NPT to 1/8" Hose Barb
White Nylon Straight Fitting, 1/8" NPT to 1/8" Hose Barb
Black Nylon Straight Fitting, 1/8" NPT to 1/8" Hose Barb
PVDF Straight Fitting, 1/8" NPT to 1/8" Hose Barb



N4S5
N4S530
N4S531
N4S570

Polypropylene Straight Fitting, 1/8" NPT to 5/32" Hose Barb
White Nylon Straight Fitting, 1/8" NPT to 5/32" Hose Barb
Black Nylon Straight Fitting, 1/8" NPT to 5/32" Hose Barb
PVDF Straight Fitting, 1/8" NPT to 5/32" Hose Barb



N4S6
N4S630
N4S631
N4S670

Polypropylene Straight Fitting, 1/8" NPT to 3/16" Hose Barb
White Nylon Straight Fitting, 1/8" NPT to 3/16" Hose Barb
Black Nylon Straight Fitting, 1/8" NPT to 3/16" Hose Barb
PVDF Straight Fitting, 1/8" NPT to 3/16" Hose Barb



N4S8
N4S830
N4S831
N4S870

Polypropylene Straight Fitting, 1/8" NPT to 1/4" Hose Barb
White Nylon Straight Fitting, 1/8" NPT to 1/4" Hose Barb
Black Nylon Straight Fitting, 1/8" NPT to 1/4" Hose Barb
PVDF Straight Fitting, 1/8" NPT to 1/4" Hose Barb



N8S4
N8S430
N8S431
N8S470

Polypropylene Straight Fitting, 1/4" NPT to 1/8" Hose Barb
White Nylon Straight Fitting, 1/4" NPT to 1/8" Hose Barb
Black Nylon Straight Fitting, 1/4" NPT to 1/8" Hose Barb
PVDF Straight Fitting, 1/4" NPT to 1/8" Hose Barb






N8S5
N8S530
N8S531
N8S570

Polypropylene Straight Fitting, 1/4" NPT to 5/32" Hose Barb
White Nylon Straight Fitting, 1/4" NPT to 5/32" Hose Barb
Black Nylon Straight Fitting, 1/4" NPT to 5/32" Hose Barb
PVDF Straight Fitting, 1/4" NPT to 5/32" Hose Barb

Note: Parts not shown to scale. For customer drawings and technical specifications please visit www.colder.com

THREAD TO TUBE

THREAD TO TUBE FITTINGS - STRAIGHT

PART NO.	DESCRIPTION	
N8S6 N8S630 N8S631 N8S670	Polypropylene Straight Fitting, 1/4" NPT to 3/16" Hose Barb White Nylon Straight Fitting, 1/4" NPT to 3/16" Hose Barb Black Nylon Straight Fitting, 1/4" NPT to 3/16" Hose Barb PVDF Straight Fitting, 1/4" NPT to 3/16" Hose Barb	
N8S8 N8S830 N8S831 N8S870	Polypropylene Straight Fitting, 1/4" NPT to 1/4" Hose Barb White Nylon Straight Fitting, 1/4" NPT to 1/4" Hose Barb Black Nylon Straight Fitting, 1/4" NPT to 1/4" Hose Barb PVDF Straight Fitting, 1/4" NPT to 1/4" Hose Barb	
N8S10 N8S1030 N8S1031 N8S1070	Polypropylene Straight Fitting, 1/4" NPT to 5/16" Hose Barb White Nylon Straight Fitting, 1/4" NPT to 5/16" Hose Barb Black Nylon Straight Fitting, 1/4" NPT to 5/16" Hose Barb PVDF Straight Fitting, 1/4" NPT to 5/16" Hose Barb	
N8S12 N8S1230 N8S1231 N8S1270	Polypropylene Straight Fitting, 1/4" NPT to 3/8" Hose Barb White Nylon Straight Fitting, 1/4" NPT to 3/8" Hose Barb Black Nylon Straight Fitting, 1/4" NPT to 3/8" Hose Barb PVDF Straight Fitting, 1/4" NPT to 3/8" Hose Barb	

THREAD TO TUBE FITTINGS - ELBOW

PART NO.	DESCRIPTION	
ME2 ME230 ME231 ME270	Polypropylene Elbow Fitting, Tapered 10-32 to 1/16" Hose Barb White Nylon Elbow Fitting, Tapered 10-32 to 1/16" Hose Barb Black Nylon Elbow Fitting, Tapered 10-32 to 1/16" Hose Barb PVDF Elbow Fitting, Tapered 10-32 to 1/16" Hose Barbs	
ME3 ME330 ME331 ME370	Polypropylene Elbow Fitting, Tapered 10-32 to 3/32" Hose Barb White Nylon Elbow Fitting, Tapered 10-32 to 3/32" Hose Barb Black Nylon Elbow Fitting, Tapered 10-32 to 3/32" Hose Barb PVDF Elbow Fitting, Tapered 10-32 to 3/32" Hose Barbs	
ME4 ME430 ME431 ME470	Polypropylene Elbow Fitting, Tapered 10-32 to 1/8" Hose Barb White Nylon Elbow Fitting, Tapered 10-32 to 1/8" Hose Barb Black Nylon Elbow Fitting, Tapered 10-32 to 1/8" Hose Barb PVDF Elbow Fitting, Tapered 10-32 to 1/8" Hose Barbs	
ME5 ME530 ME531 ME570	Polypropylene Elbow Fitting, Tapered 10-32 to 5/32" Hose Barb White Nylon Elbow Fitting, Tapered 10-32 to 5/32" Hose Barb Black Nylon Elbow Fitting, Tapered 10-32 to 5/32" Hose Barb PVDF Elbow Fitting, Tapered 10-32 to 5/32" Hose Barbs	



The unique shrouded hose barb on our 1/16" fittings provides additional stability to prevent breakage in applications where small tubing connections might be pulled or twisted during use.

Note: Parts not shown to scale. For customer drawings and technical specifications please visit www.colder.com



Call toll free 1-800-444-2474 or visit us at www.colder.com






Copyright © 2012 by Colder Products Company. All rights reserved. Colder Products Company, Colder Products and CPC are registered trademarks with the US Patent & Trademark Office.

THREAD TO TUBE



Buy Online! FitQuik Connectors are available for fast delivery from www.colder.com/FitQuik or visit www.colder.com to find your local distributor.

THREAD TO TUBE FITTINGS - ELBOW

	PART NO.	DESCRIPTION
	N4E4 N4E430 N4E431 N4E470	Polypropylene Elbow Fitting, 1/8" NPT to 1/8" Hose Barb White Nylon Elbow Fitting, 1/8" NPT to 1/8" Hose Barb Black Nylon Elbow Fitting, 1/8" NPT to 1/8" Hose Barb PVDF Elbow Fitting, 1/8" NPT to 1/8" Hose Barb
	N4E6 N4E630 N4E631 N4E670	Polypropylene Elbow Fitting, 1/8" NPT to 3/16" Hose Barb White Nylon Elbow Fitting, 1/8" NPT to 3/16" Hose Barb Black Nylon Elbow Fitting, 1/8" NPT to 3/16" Hose Barb PVDF Elbow Fitting, 1/8" NPT to 3/16" Hose Barb
	N4E8 N4E830 N4E831 N4E870	Polypropylene Elbow Fitting, 1/8" NPT to 1/4" Hose Barb White Nylon Elbow Fitting, 1/8" NPT to 1/4" Hose Barb Black Nylon Elbow Fitting, 1/8" NPT to 1/4" Hose Barb PVDF Elbow Fitting, 1/8" NPT to 1/4" Hose Barb
	N8E8 N8E830 N8E831 N8E870	Polypropylene Elbow Fitting, 1/4" NPT to 1/4" Hose Barb White Nylon Elbow Fitting, 1/4" NPT to 1/4" Hose Barb Black Nylon Elbow Fitting, 1/4" NPT to 1/4" Hose Barb PVDF Elbow Fitting, 1/4" NPT to 1/4" Hose Barb
	N8E12 N8E1230 N8E1231 N8E1270	Polypropylene Elbow Fitting, 1/4" NPT to 3/8" Hose Barb White Nylon Elbow Fitting, 1/4" NPT to 3/8" Hose Barb Black Nylon Elbow Fitting, 1/4" NPT to 3/8" Hose Barb PVDF Elbow Fitting, 1/4" NPT to 3/8" Hose Barb

THREAD TO TUBE FITTINGS - TEE

	PART NO.	DESCRIPTION
	MT2 MT230 MT231 MT270	Polypropylene Tee Fitting, Tapered 10-32 to 1/16" Hose Barbs White Nylon Tee Fitting, Tapered 10-32 to 1/16" Hose Barbs Black Nylon Tee Fitting, Tapered 10-32 to 1/16" Hose Barbs PVDF Tee Fitting, Tapered 10-32 to 1/16" Hose Barbs
	MT3 MT330 MT331 MT370	Polypropylene Tee Fitting, Tapered 10-32 to 3/32" Hose Barbs White Nylon Tee Fitting, Tapered 10-32 to 3/32" Hose Barbs Black Nylon Tee Fitting, Tapered 10-32 to 3/32" Hose Barbs PVDF Tee Fitting, Tapered 10-32 to 3/32" Hose Barbs
	MT4 MT430 MT431 MT470	Polypropylene Tee Fitting, Tapered 10-32 to 1/8" Hose Barbs White Nylon Tee Fitting, Tapered 10-32 to 1/8" Hose Barbs Black Nylon Tee Fitting, Tapered 10-32 to 1/8" Hose Barbs PVDF Tee Fitting, Tapered 10-32 to 1/8" Hose Barbs
	MT5 MT530 MT531 MT570	Polypropylene Tee Fitting, Tapered 10-32 to 5/32" Hose Barbs White Nylon Tee Fitting, Tapered 10-32 to 5/32" Hose Barbs Black Nylon Tee Fitting, Tapered 10-32 to 5/32" Hose Barbs PVDF Tee Fitting, Tapered 10-32 to 5/32" Hose Barbs

Note: Parts not shown to scale. For customer drawings and technical specifications please visit www.colder.com

PLUGS & THREAD TO THREAD

THREADED PLUGS

PART NO.	DESCRIPTION
MP	Polypropylene Threaded Plug, Tapered 10-32
MP30	White Nylon Threaded Plug, Tapered 10-32
MP31	Black Nylon Threaded Plug, Tapered 10-32
MP70	PVDF Threaded Plug Fitting, Tapered 10-32
N2P	Polypropylene Threaded Plug, 1/16" NPT
N2P30	White Nylon Threaded Plug, 1/16" NPT
N2P31	Black Nylon Threaded Plug, 1/16" NPT
N2P70	PVDF Threaded Plug, 1/16" NPT
N4P	Polypropylene Threaded Plug, 1/8" NPT
N4P30	White Nylon Threaded Plug, 1/8" NPT
N4P31	Black Nylon Threaded Plug, 1/8" NPT
N4P70	PVDF Threaded Plug Fitting, 1/8" NPT
N8P	Polypropylene Threaded Plug, 1/4" NPT
N8P30	White Nylon Threaded Plug, 1/4" NPT
N8P31	Black Nylon Threaded Plug, 1/4" NPT
N8P70	PVDF Threaded Plug Fitting, 1/4" NPT



THREAD TO THREAD -STRAIGHT

PART NO.	DESCRIPTION
N32	Polypropylene Straight Fitting, Tapered 10-32 Threads
N3230	White Nylon Straight Fitting, Tapered 10-32 Threads
N3231	Black Nylon Straight Fitting, Tapered 10-32 Threads
N3270	PVDF Straight Fitting, Tapered 10-32 Threads



BLOOD PRESSURE

BLOOD PRESSURE FITTINGS - MALE BAYONET

PART NO.	DESCRIPTION
BC330	White Nylon Male Bayonet Fitting to 3/32" Hose Barb
BC331	Black Nylon Male Bayonet Fitting to 3/32" Hose Barb
BC430	White Nylon Male Bayonet Fitting to 1/8" Hose Barb
BC431	Black Nylon Male Bayonet Fitting to 1/8" Hose Barb
BC530	White Nylon Male Bayonet Fitting to 5/32" Hose Barb
BC531	Black Nylon Male Bayonet Fitting to 5/32" Hose Barb
BC630	White Nylon Male Bayonet Fitting to 3/16" Hose Barb
BC631	Black Nylon Male Bayonet Fitting to 3/16" Hose Barb



BLOOD PRESSURE FITTINGS - SCREW-TYPE

PART NO.	DESCRIPTION
GS320	White Acetal Screw-type Fitting, 5/16" UNF to 3/32" Hose Barb
GS420	White Acetal Screw-type Fitting, 5/16" UNF to 1/8" Hose Barb
GS520	White Acetal Screw-type Fitting, 5/16" UNF to 5/32" Hose Barb
GS620	White Acetal Screw-type Fitting, 5/16" UNF to 3/16" Hose Barb
GM430M2	White Nylon with Polypropylene and TPE rotating nut, Buna-N seal. 5/16" UNF rotating internal thread X 1/8" HB
GM530M2	White Nylon with Polypropylene and TPE rotating nut, Buna-N seal. 5/16" UNF rotating internal thread X 5/32" HB
GM630M2	White Nylon with Polypropylene and TPE rotating nut, Buna-N seal. 5/16" UNF rotating internal thread X 3/16" HB








Note: Parts not shown to scale. For customer drawings and technical specifications please visit www.colder.com

LUERS





MALE LUERS



Male luers feature an integral locking ring!

	PART NO.	DESCRIPTION
	LM21	Polypropylene Male Luer to 1/16" Hose Barb
	LM2130	White Nylon Male Luer to 1/16" Hose Barb
	LM2131	Black Nylon Male Luer to 1/16" Hose Barb
	LM2170	PVDF Male Luer to 1/16" Hose Barb
	LM2191	Purple Tint Polycarbonate Male Luer to 1/16" Hose Barb
	LM31	Polypropylene Male Luer to 3/32" Hose Barb
	LM3130	White Nylon Male Luer to 3/32" Hose Barb
	LM3131	Black Nylon Male Luer to 3/32" Hose Barb
	LM3170	PVDF Male Luer to 3/32" Hose Barb
	LM3191	Purple Tint Polycarbonate Male Luer to 3/32" Hose Barb
	LM41	Polypropylene Male Luer to 1/8" Hose Barb
	LM4130	White Nylon Male Luer to 1/8" Hose Barb
	LM4131	Black Nylon Male Luer to 1/8" Hose Barb
	LM4170	PVDF Male Luer to 1/8" Hose Barb
	LM4191	Purple Tint Polycarbonate Male Luer to 1/8" Hose Barb
	LM51	Polypropylene Male Luer to 5/32" Hose Barb
	LM5130	White Nylon Male Luer to 5/32" Hose Barb
	LM5131	Black Nylon Male Luer to 5/32" Hose Barb
	LM5170	PVDF Male Luer to 5/32" Hose Barb
	LM5191	Purple Tint Polycarbonate Male Luer to 5/32" Hose Barb
	LM61	Polypropylene Male Luer to 3/16" Hose Barb
	LM6130	White Nylon Male Luer to 3/16" Hose Barb
	LM6131	Black Nylon Male Luer to 3/16" Hose Barb
	LM6170	PVDF Male Luer to 3/16" Hose Barb
	LM6191	Purple Tint Polycarbonate Male Luer to 3/16" Hose Barb
	LM8170	PVDF Male Luer to 1/4" Hose Barb

FEMALE LUERS

	PART NO.	DESCRIPTION
	LF21	Polypropylene Female Luer to 1/16" Hose Barb
	LF2130	White Nylon Female Luer to 1/16" Hose Barb
	LF2131	Black Nylon Female Luer to 1/16" Hose Barb
	LF2170	PVDF Female Luer to 1/16" Hose Barb
	LF2191	Purple Tint Polycarbonate Female Luer to 1/16" Hose Barb
	LF31	Polypropylene Female Luer to 3/32" Hose Barb
	LF3130	White Nylon Female Luer to 3/32" Hose Barb
	LF3131	Black Nylon Female Luer to 3/32" Hose Barb
	LF3170	PVDF Female Luer to 3/32" Hose Barb
	LF3191	Purple Tint Polycarbonate Female Luer to 3/32" Hose Barb
	LF41	Polypropylene Female Luer to 1/8" Hose Barb
	LF4130	White Nylon Female Luer to 1/8" Hose Barb
	LF4131	Black Nylon Female Luer to 1/8" Hose Barb
	LF4170	PVDF Female Luer to 1/8" Hose Barb
	LF4191	Purple Tint Polycarbonate Female Luer to 1/8" Hose Barb
	LF51	Polypropylene Female Luer to 5/32" Hose Barb
	LF5130	White Nylon Female Luer to 5/32" Hose Barb
	LF5131	Black Nylon Female Luer to 5/32" Hose Barb
	LF5170	PVDF Female Luer to 5/32" Hose Barb
	LF5191	Purple Tint Polycarbonate Female Luer to 5/32" Hose Barb

All Colder luer fittings and connectors interconnect with products manufactured to ISO Standards 594-1 and 594-2

Note: Parts not shown to scale. For customer drawings and technical specifications please visit www.colder.com

LUERS

FEMALE LUERS

PART NO.	DESCRIPTION
LF61	Polypropylene Female Luer to 3/16" Hose Barb
LF6130	White Nylon Female Luer to 3/16" Hose Barb
LF6131	Black Nylon Female Luer to 3/16" Hose Barb
LF6170	PVDF Female Luer to 3/16" Hose Barb
LF6191	Purple Tint Polycarbonate Female Luer to 3/16" Hose Barb
LF8170	PVDF Female Luer to 1/4" Hose Barb
LF8191	Purple Tint Polycarbonate Female Luer to 1/4" Hose Barb



PANEL MOUNT MALE LUERS

PMLM21	Polypropylene Panel Mount Male Luer to 1/16" Hose Barb
PMLM2130	White Nylon Panel Mount Male Luer to 1/16" Hose Barb
PMLM2131	Black Nylon Panel Mount Male Luer to 1/16" Hose Barb
PMLM2170	PVDF Panel Mount Male Luer to 1/16" Hose Barb
PMLM31	Polypropylene Panel Mount Male Luer to 3/32" Hose Barb
PMLM3130	White Nylon Panel Mount Male Luer to 3/32" Hose Barb
PMLM3131	Black Nylon Panel Mount Male Luer to 3/32" Hose Barb
PMLM3170	PVDF Panel Mount Male Luer to 3/32" Hose Barb
PMLM41	Polypropylene Panel Mount Male Luer to 1/8" Hose Barb
PMLM4130	White Nylon Panel Mount Male Luer to 1/8" Hose Barb
PMLM4131	Black Nylon Panel Mount Male Luer to 1/8" Hose Barb
PMLM4170	PVDF Panel Mount Male Luer to 1/8" Hose Barb
PMNUTSST	Stainless Steel 1/4-28 UNF Nut
PMNUT30	White Nylon Panel Mount 1/4-28 UNF Nut



See page 137 for compatible rotating and stationary locking rings. Color-coded rings also available.

Note: Panel mount luers require a 1/4" diameter panel opening

PANEL MOUNT FEMALE LUERS

PMLF21	Polypropylene Panel Mount Female Luer to 1/16" Hose Barb
PMLF2130	White Nylon Panel Mount Female Luer to 1/16" Hose Barb
PMLF2131	Black Nylon Panel Mount Female Luer to 1/16" Hose Barb
PMLF2170	PVDF Panel Mount Female Luer to 1/16" Hose Barb
PMLF31	Polypropylene Panel Mount Female Luer to 3/32" Hose Barb
PMLF3130	White Nylon Panel Mount Female Luer to 3/32" Hose Barb
PMLF3131	Black Nylon Panel Mount Female Luer to 3/32" Hose Barb
PMLF3170	PVDF Panel Mount Female Luer to 3/32" Hose Barb
PMLF41	Polypropylene Panel Mount Female Luer to 1/8" Hose Barb
PMLF4130	White Nylon Panel Mount Female Luer to 1/8" Hose Barb
PMLF4131	Black Nylon Panel Mount Female Luer to 1/8" Hose Barb
PMLF4170	PVDF Panel Mount Female Luer to 1/8" Hose Barb
PMNUTSST	Stainless Steel 1/4-28 UNF Nut
PMNUT30	White Nylon Panel Mount 1/4-28 UNF Nut








Note: Parts not shown to scale. For customer drawings and technical specifications please visit www.colder.com
 Note: Panel mount luers require a 1/4" diameter panel opening

LUERS





See page 137 for compatible rotating and stationary locking rings.

MALE SLIP LUERS

	PART NO.	DESCRIPTION
	SLM21	Polypropylene Male Slip Luer to 1/16" Hose Barb
	SLM2130	White Nylon Male Slip Luer to 1/16" Hose Barb
	SLM2131	Black Nylon Male Slip Luer to 1/16" Hose Barb
	SLM2170	PVDF Male Slip Luer to 1/16" Hose Barb
	SLM2191	Purple Tint Polycarbonate Male Slip Luer to 1/16" Hose Barb
	SLM31	Polypropylene Male Slip Luer to 3/32" Hose Barb
	SLM3130	White Nylon Male Slip Luer to 3/32" Hose Barb
	SLM3131	Black Nylon Male Slip Luer to 3/32" Hose Barb
	SLM3170	PVDF Male Slip Luer to 3/32" Hose Barb
	SLM3191	Purple Tint Polycarbonate Male Slip Luer to 3/32" Hose Barb
	SLM41	Polypropylene Male Slip Luer to 1/8" Hose Barb
	SLM4130	White Nylon Male Slip Luer to 1/8" Hose Barb
	SLM4131	Black Nylon Male Slip Luer to 1/8" Hose Barb
	SLM4170	PVDF Male Slip Luer to 1/8" Hose Barb
	SLM4191	Purple Tint Polycarbonate Male Slip Luer to 1/8" Hose Barb
	SLM51	Polypropylene Male Slip Luer to 5/32" Hose Barb
	SLM5130	White Nylon Male Slip Luer to 5/32" Hose Barb
	SLM5131	Black Nylon Male Slip Luer to 5/32" Hose Barb
	SLM5170	PVDF Male Slip Luer to 5/32" Hose Barb
	SLM5191	Purple Tint Polycarbonate Male Slip Luer to 5/32" Hose Barb
	SLM61	Polypropylene Male Slip Luer to 3/16" Hose Barb
	SLM6130	White Nylon Male Slip Luer to 3/16" Hose Barb
	SLM6131	Black Nylon Male Slip Luer to 3/16" Hose Barb
	SLM6170	PVDF Male Slip Luer to 3/16" Hose Barb
	SLM6191	Purple Tint Polycarbonate Male Slip Luer to 3/16" Hose Barb

LUER CAPS AND PLUGS

	PART NO.	DESCRIPTION
	LCAP	Polypropylene Luer Cap
	LCAP30	White Nylon Luer Cap
	LCAP31	Black Nylon Luer Cap
	LCAP70	PVDF Luer Cap
	LPLUG	Polypropylene Luer Plug
	LPLUG30	White Nylon Luer Plug
	LPLUG31	Black Nylon Luer Plug
	LPLUG70	PVDF Luer Plug



Buy Online! FitQuik® Connectors are available for fast delivery from www.colder.com/FitQuik or visit www.colder.com to find your local distributor.

Note: Parts not shown to scale. For customer drawings and technical specifications please visit www.colder.com

LUERS



Color-coded rings can be used for visual line identification or to prevent connector rotation in panel mount applications.

LUER ACCESSORIES

PART NO.

DESCRIPTION

LMSL	Polypropylene Stationary Luer Lock Ring
LMSL30	White Nylon Stationary Luer Lock Ring
LMSL31	Black Nylon Stationary Luer Lock Ring
LMSL32	Yellow Nylon Stationary Luer Lock Ring
LMSL33	Blue Nylon Stationary Luer Lock Ring
LMSL34	Red Nylon Stationary Luer Lock Ring
LMSL35	Green Nylon Stationary Luer Lock Ring
LMSL36	Orange Nylon Stationary Luer Lock Ring
LMSL70	PVDF Stationary Luer Lock Ring
LMSL91	Purple Tint Polycarbonate Stationary Luer Lock Ring



PART NO.

DESCRIPTION

LMSR	Polypropylene Rotating Luer Lock Ring
LMSR30	White Nylon Rotating Luer Lock Ring
LMSR31	Black Nylon Rotating Luer Lock Ring
LMSR32	Yellow Nylon Rotating Luer Lock Ring
LMSR33	Blue Nylon Rotating Luer Lock Ring
LMSR34	Red Nylon Rotating Luer Lock Ring
LMSR35	Green Nylon Rotating Luer Lock Ring
LMSR36	Orange Nylon Rotating Luer Lock Ring
LMSR70	PVDF Rotating Luer Lock Ring
LMSLR91	Purple Tint Polycarbonate Rotating Luer Lock Ring

PART NO.

DESCRIPTION

PMRL	Polypropylene Luer Color Coded Ring
PMRL30	White Nylon Luer Color Coded Ring
PMRL31	Black Nylon Luer Color Coded Ring
PMRL32	Yellow Nylon Luer Color Coded Ring
PMRL33	Blue Nylon Luer Color Coded Ring
PMRL34	Red Nylon Luer Color Coded Ring
PMRL35	Green Nylon Luer Color Coded Ring
PMRL36	Orange Nylon Luer Color Coded Ring
PMRL70	PVDF Panel Mount Luer Color Coded Ring



PART NO.

DESCRIPTION

PMNUTSST	Stainless Steel 1/4-28 UNF Nut
----------	--------------------------------



Note: Parts not shown to scale. For customer drawings and technical specifications please visit www.colder.com



Call toll free 1-800-444-2474 or visit us at www.colder.com

Copyright © 2012 by Colder Products Company. All rights reserved. Colder Products Company, Colder Products and CPC are registered trademarks with the US Patent & Trademark Office.



Accessories



TERMINATION	PIPE THREAD	TUBING	TUBING DIMENSION	PART NO.	LENGTH
FERRULELESS	10-32*	1/8"	.07" ID .125 OD	TF1002	.64
POLYTUBE FITTING, PTF†	10-32*	1/4"	.17" ID .250 OD	TF1004	.86
	1/8" NPT	1/8"	.07" ID .125 OD	TF2002	.98
	1/8" NPT	1/4"	.17" ID .250 OD	TF2004	1.10
	1/8" NPT	3/8"	.25" ID .375 OD	TF2006	1.24
	1/4" NPT	1/4"	.17" ID .250 OD	TF4004	1.20
	1/4" NPT	3/8"	.25" ID .375 OD	TF4006	1.34



TERMINATION	TUBING	PART NO.	TUBING	PART NO.
FERRULELESS	1/8" OD	153600	4.0mm OD	269700
POLYTUBE FITTING	5/32" OD	269700	8.0mm OD	339500
NUTS, PTF†	1/4" OD	100800	10.0mm OD	358400
REPLACEMENT PARTS	3/8" OD	108900		



DESCRIPTION	COUPLING SERIES	BUNA-N	FKM	EPDM
INSERT SEALS	MC, PMC, PMC12, PLC12	730800	730804	730803
REPLACEMENT PARTS	LC, PLC, EFC, APC, Twin Tube™, ZLC	731100	731104	731103
	SMC, Twin Tube small o-ring	731103	730604	730603
	HFC/FFC, NS4, NS6, NSH, BreakAway	731603	731104	731604



DESCRIPTION	COUPLING SERIES NUTS	NICKEL BRASS	ACETAL	316 STAINLESS	POLYPROPYLENE (PP)	POLYSULFONE (PSF)
PANEL MOUNT NUTS	MC, PMC, PMC12	100900	664400	100901	—	—
	LC, PLC, EFC, PLC12, APC	120700	520300	120701	—	—
	HFC, ZLC, BreakAway	—	—	—	621300 (PP)	694300 (PSF)
	SRC, SMF	404300	—	—	—	—
	NS4 ABS	2137600	—	—	—	—
	NS6	—	—	—	1884400	—



Sealing

Non-sealing

DESCRIPTION	COUPLING SERIES	BODY PLUG	INSERT CAP
DUST CAPS & PLUGS	MC, PMC non-sealing	PMC31	PMC32
	LC, PLC non-sealing	PLC310	PLC320
	APC, EFC non-sealing	—	PLC320
	PMC pressure-sealing	PMC30	—
	PLC pressure-sealing	PLC300	—
	HFC/FFC non-sealing (not shown)	HFC312 L (with leash)	—
		HFC312 (no leash)	—

Manifolds

Specifications | Material: Aluminum | Finish: Black anodized



DESCRIPTION	PART NO.	SIDE PORTS	END PORTS	LENGTH
10-32 Ported Manifold with 1/8" NPT End Port	32M3	3	1	2.30"
	32M4	4	1	2.80"
	32M5	5	1	3.30"

DESCRIPTION	PART NO.	SIDE PORTS	END PORTS	LENGTH
1/8" NPT Ported Manifold with 1/8" NPT End Port	2M3	3	1	3.10"
	2M4	4	1	4.00"
	2M5	5	1	4.90"



DESCRIPTION	PART NO.	SIDE PORTS	END PORTS	LENGTH
1/4" NPT Ported Manifold with 1/4" NPT End Port	4M3	3	2	3.80"
	4M4	4	2	4.80"
	4M5	5	2	5.80"

JG® Push-To-Connect Accessories

DESCRIPTION	TUBING	PART NO.	DESCRIPTION	TUBING	PART NO.
IN-LINE LOCKING CLIPS, RED	1/4" Tube OD	1011900	IN-LINE COLLET COVERS, COLOR CODED	1/4" Tube OD	1012101 to 06
	3/8" Tube OD	1012000		3/8" Tube OD	1012201 to 06

Colors available, shown right. Please indicate color using the following suffix codes: 01=Black, 02=Red, 03=Yellow, 04=Gray, 05=Blue, 06=Green (Example: 1012101 is the code for a 1/4" collet cover in black.) NOTE: See pages 40 and 41 for JG couplings.



†NOTE: Colder's Ferruleless Polytube Fitting terminations do not require ferrules to achieve a secure connection, which makes them easier to use and reuse. PTF fittings are designed for semi-rigid tubing, i.e., polyethylene, nylon, polyurethane, etc. *NOTE: Gaskets are not included with 10-32 PTF style fittings. To prevent leakage with these fittings, we recommend using LOCTITE® Removable Threadlocker 242 or Permanent Threadlocker 262.

Sterilization and Disinfectant Methods

KEY	Y= Excellent, recommended material for this sterilization method N= No, not recommended N/A= Not Applicable	METHOD							
		DISINFECTANTS			ETHYLENE OXIDE	AUTOCLAVE	E-BEAM IRRADIATION	GAMMA IRRADIATION	DRY HEAT
MATERIAL		FORMALIN	ISOPROPYL ALCOHOL	ETHYL ALCOHOL			50 KILOGRAMS	50 KILOGRAMS	250°F
METALS									
302 STAINLESS STEEL		Y	Y	Y	Y	Y	Y	Y	Y
316 STAINLESS STEEL		Y	Y	Y	Y	Y	Y	Y	Y
CHROME-PLATED									
BRASS-CDA 360		N	Y	Y	Y	Y	Y	Y	Y
POLYMERS									
ABS		N	N/A	Y	Y	N	Y	Y	N
ACETAL		Y	Y	Y	Y	Y	N	N	N
LDPE		Y	Y	Y	Y	N	Y	Y	N
NYLON		Y	N	N	Y	N	N	N	N
POLYCARBONATE		Y	Y	Y	Y	Y	Y	Y	Y
POLYPROPYLENE (excludes glass-filled)		Y	Y	Y	Y	N	Y	Y	N
POLYSULFONE		Y	Y	Y	Y	Y	Y	Y	Y
ELASTOMERS									
NITRILE/BUNA-N		Y	Y	Y	N	N	Y	Y	Y
SILICONE		Y	Y	Y	Y	Y	Y	Y	Y
KALREZ®		Y	Y	Y	Y	Y	N	N	Y
EPR/EPDM		Y	Y	Y	Y	Y	Y	Y	Y
FKM/VITON®		Y	Y	Y	N	N	N	N	Y

Sterilization Methods

DISINFECTANTS: 70°F (20°C), Formalin, ethyl alcohol, etc. Sterilize coupled or uncoupled.

ETHYLENE OXIDE, EtO: Four hours, 100% EtO @ 110°F (43°C), up to five repetitions, coupled or uncoupled.

AUTOCLAVE:

Acetal: 250°F (121°C), 30 minutes max, up to 10 repetitions. Sterilize uncoupled only.

Polycarbonate: 250°F (121°C), 30 minutes, up to 10 repetitions. Sterilize uncoupled only.

Polysulfone: 270°F (132°C) for 60 minutes, up to 25 repetitions. Sterilize uncoupled only.

Steam-Thru Connection: 265°F (129°C) for 30 minutes, up to two cycles. (part number specific)

HFC39: 270°F (132°C) for 60 minutes, up to 25 repetitions for uncoupled units and up to one repetition for coupled units.

ELECTRON BEAM (E-BEAM): Maximum cumulative exposure of 50 kilograys. Sterilize coupled or uncoupled.

GAMMA: Maximum cumulative exposure of 50 kilograys. Sterilize coupled or uncoupled.

DRY HEAT: 250°F (121°C), 12 hours, no pressure. Sterilize uncoupled only.

SIP PROCESS:

Up to 266°F (130°C) for 60 minutes (Steam-Thru Connection)

Up to 275°F (135°C) for 60 minutes (Steam-Thru II Connection)

Unsure of the chemical compatibility for your application? Consult the ChemCheck tool on www.colder.com or contact Colder customer service to receive product samples for in-house testing and verification.



Call toll free 1-800-444-2474 or visit us at www.colder.com

Copyright © 2012 by Colder Products Company. All rights reserved. Colder Products Company, Colder Products and CPC are registered trademarks with the US Patent & Trademark Office.

Regulatory and Compliance

ISO 13485:2003 Certification

ISO 13485:2003 is recognized by regulators around the world as a good basis for addressing medical device design and manufacturing regulatory requirements. It allows us to enhance product safety by proactively identifying and managing product and project risks. Becoming ISO 13485:2003 certified has allowed us to better control the consistency of manufactured products.

ISO 9001:2008 Certification

ISO 9001:2008 is a standard which assures consistency of a product ordered by customers. Organizations having ISO 9001:2008 certification have demonstrated compliance to the ISO 9001:2008 requirements by an independent registration authority. Colder Products Company's Quality Management System has been approved and certified under the ISO 9001:2008 standard.

FDA and USDA

The U.S. Food and Drug Administration publishes, through the Code of Federal Regulations, standardized criteria which govern the acceptability of materials used in food contact. The U.S. Department of Agriculture publishes similar standards that mirror FDA criteria. Neither agency approves or disapproves products for particular applications. Most of Colder's products are made using resins that comply with applicable FDA or USDA standards. When necessary, the standard o-ring seals are replaced with specific, recognized materials.

Cleanroom Manufacturing

Colder Products Company manufactures certain Life Sciences and Chemical Management product lines in a cleanroom certified by an external testing service to meet or exceed ISO Class 7 (10,000) at 0.5 mm per ISO 14644 and the former Federal Standard 209E. Certification data can be provided upon request.

Regulation of Hazardous Substances

The RoHS Directive stands for "the restriction of the use of certain hazardous substances in electrical and electronic equipment." This Directive bans the placing on the EU market of new electrical and electronic equipment containing more than agreed levels of lead, cadmium, mercury, hexavalent chromium, polybrominated biphenyl (PBB) and polybrominated diphenyl ether (PBDE) flame retardants.

NSF

NSF International, based in Ann Arbor, Michigan, develops and publishes consensual criteria that govern the acceptability of materials and equipment used in food and beverage processing. They also do testing to verify the performance of materials or devices to their published criteria. Colder lists many of its product lines under the criteria of NSF/ANSI Standard 169 (formerly C-2), which governs components used in food and beverage contact applications.



Colder Products Company
1001 Westgate Drive
St. Paul, Minnesota 55114
U.S.A.

Phone: +1 651-645-0091
Fax: +1 651-645-5404
Toll Free: 800-444-2474
info@colder.com
www.colder.com

Colder Products Company GmbH
Schmalweg 50
D-55252 Mainz-Kastel
Germany

Phone: +49-6134-2878-0
Fax: +49-6134-287828
cpcgmbh@colder.com
www.colder.com

Colder Products Company Limited
Flat B, 29/F, West Gate Tower,
7 Wing Hong Street, Cheung Sha Wan
Kowloon, Hong Kong

Phone: +852-2987-5272
Fax: +852-2987-2509

asiapacific@colder.com
www.colder.com

Distributed by:

Colder Patent Statement: Colder Products Company takes pride in its innovative quick disconnect coupling and fittings solutions, many of which have been awarded United States and international patents. Colder Products Company has a strong tradition of leadership in the quick disconnect market, and aggressively pursues and protects its proprietary information and intellectual property. In cases where it is practical and as a benefit to its customers, Colder Products Company has licensed its proprietary technology. Please contact Colder Products to discuss your unique needs.

CPC Warranty Statement: Colder Products Company warrants its products against defects in workmanship and materials for a period of 12 months from the date of sale by Colder Products Company to its initial customer (regardless of any subsequent sale of the products). This warranty is void if the product is misused, altered, tampered with or is installed or used in a manner that is inconsistent with Colder Product Company's written recommendations, specifications and/or instructions, or fails to perform due to normal wear and tear. Colder Products Company does not warrant the suitability of the product for any particular application. Determining product application suitability is solely the customer's responsibility. Colder Products Company is not liable for special, indirect, incidental, consequential or other damages including, but not limited to, loss, damage, personal injury, or any other expense directly or indirectly arising from the use of or inability to use its products either separately or in combination with other products. ALL OTHER WARRANTIES EXPRESS OR IMPLIED, WHETHER ORAL, WRITTEN OR IN ANY OTHER FORM, INCLUDING BUT NOT LIMITED TO WARRANTIES OF MERCHANTABILITY OR FITNESS FOR A PARTICULAR PURPOSE, ARE EXPRESSLY EXCLUDED.

The sole and exclusive remedy under this warranty is limited, at the option of Colder Products Company, to replacement of the defective product or an account credit in the amount of the original selling price. All allegedly defective Colder Products Company products must be returned prepaid transportation to Colder Products Company, together with information describing the product's application and performance, unless otherwise authorized in writing by Colder Products Company.

Colder Trademark Statement: AseptiQuik®, BottleQuik®, BreakAway®, ChemQuik®, DrumQuik®, FitQuik®, IdentiQuik®, Nu-Seal®, SnapQuik®, Steam-Thru®, Softube® are registered trademarks with the U.S. Patent & Trademark Office. All other trademarks or service marks are property of their respective owners.

WARNING: Due to the wide variety of possible fluid media and operating conditions, unintended consequences may result from the use of this product, all of which are beyond the control of Colder. It is the user's responsibility to carefully determine and test for compatibility for use with their application. All such risks shall be assumed by the buyer.

Kilka słów o firmie TICON

Firma Ticon Sp. z o.o. powstała w 1996r. Naszym celem stało się dostarczanie profesjonalnych rozwiązań w zakresie doboru i sprzedaży węży przemysłowych, przewodów elastycznych, kompensatorów, armatury przemysłowej oraz urządzeń napełniająco-opróżniających.

W naszej ofercie można znaleźć produkty renomowanych firm. Stosowane przez naszych dostawców najnowocześniejsze technologie dają gwarancję najwyższej jakości, trwałości i bezpieczeństwa. Wszyscy nasi dostawcy posiadają certyfikaty jakości serii ISO 9000 oraz liczne inne certyfikaty i dopuszczenia stosownie do wymogów krajowych i branżowych.

Naszym atutem jest wszechstronność, bogata wiedza fachowa oraz posiadanie wszystkich wymaganych na polskim rynku uprawnień (TDT, WDT), certyfikatów itp. Dzięki temu Ticon cieszy się zaufaniem dużego kręgu stałych Klientów. Należą do nich największe w Polsce zakłady przemysłu petrochemicznego i rafineryjnego, zakłady chemiczne, firmy farmaceutyczne i kosmetyczne, dystrybutorzy i przewoźnicy paliw, zakłady przemysłu spożywczego i wiele innych firm o charakterze produkcyjnym.

Staramy się sprostać wymaganiom wszystkich Klientów i odpowiedzieć na każde zapotrzebowanie. Oprócz standardowych produktów projektujemy, wykonujemy i dostarczamy zaprojektowane indywidualnie gotowe przewody oraz urządzenia napełniająco-opróżniające. Przeprowadzamy montaż i badania techniczne oraz serwis przewodów gotowych i urządzeń NO również bezpośrednio u Klienta (usługa Mobile Service).

Stawiamy na profesjonalizm, najwyższą jakość i kompleksową obsługę naszych Klientów. Poszukujemy optymalnych rozwiązań.



Ticon Sp. z o.o.

Węże i Szybkozłącza dla Przemysłu

Ul. Poznańska 37
62-020 Swarzędz, Jasin
NIP 781-10-98-120

Sekretariat tel. (61) 81 87 230
Fax (61) 81 87 231

Strona internetowa:
<http://ticon.pl>
Sklep internetowy:
<http://sklep.ticon.pl>

Dział Handlowy

Tel. (61) 81 87 234
Tel. (61) 81 87 266
Tel. (61) 81 87 248

Węże i przewody

Gumowe, tworzywowe, teflonowe,
metalowe, kompozytowe, silikonowe.

Armatura przemysłowa

Złącza i adaptory, szybkozłącza, złącza awaryjnego rozłączania, końcówki do węży, obejmy mocujące, zawory, pistolety nalewcze.

Kompensatory

Gumowe, stalowe, teflonowe,
tkaninowe.

Części i akcesoria

Uszczelki, zestawy naprawcze, węże osłonowe, pistolety do wody, zawieszki do węży, pasy uziemiające itp.

Wyposażenie terminali

Urządzenia Napełniająco-Opróżniające,
podesty konstrukcyjne, ramiona przeładunkowe, schodki.

Serwis

Dysponujemy mobilnym serwisem urządzeń NO i przewodów elastycznych.

Usługi projektowe

Projekt, dostawa, montaż elementów oporowych do złączy awaryjnego rozłączania. Uzgodnienie dokumentacji projektowej w TDT. Badania odbiorowe w obecności inspektora TDT. Przygotowanie dokumentacji rejestracyjnej urządzenia NO.